


DATA SHEET

RDC 160 Hot Water Storage Tank

	Main features	
	Application	Hot water tank intended for DHW heating, with integrated enamelled heat exchanger. It comes fitted with insulation and a magnesium anode rod that protects its inner surface from corrosion. As an option, an electronic anode rod can be installed instead of the magnesium one, for the codes see the Accessories table. If desired, an electric heating element can be installed into the hot water tank.
	Working fluid	water (tank), water, water/glycol mixture (max. 1:1) or water/glycerine mixture (max. 2:1) (heat exchangers)
	Code	12772
Energy Efficiency Data (as per EC Regulation No. 812/2013)		
Energy efficiency class	C	
Standing loss	75 W	
Storage volume	152 l	

Technical data	
Total tank volume	157 l
Fluid volume in tank	152 l
Heat exchanger (HE) volume	5 l
Heat exchanger surface area	0.8 m ²
Max. working temperature in tank	95 °C
Max. working temperature in HE	110 °C
Max. working pressure in tank	10 bar
Max. working pressure in HE	10 bar
Tank diameter	500 mm
Tank diameter with insulation	584 mm
Tank overall height	1074 mm
Tipping height	1230 mm
Empty weight	70 kg

Hot water heating from 10 °C to 45 °C at heating water inlet temp. 60°C	
Heat exchanger	320 l/h (13 kW)

Materials	
Tank material	S235JR, inner surface enamelled (DIN 4753-3)
Heat exchanger material	S235JR+N, outer surface enamelled (DIN 4753-3)
Tank perimeter insulation	PUR foam (hard)
Insulation's outer surface	plastic

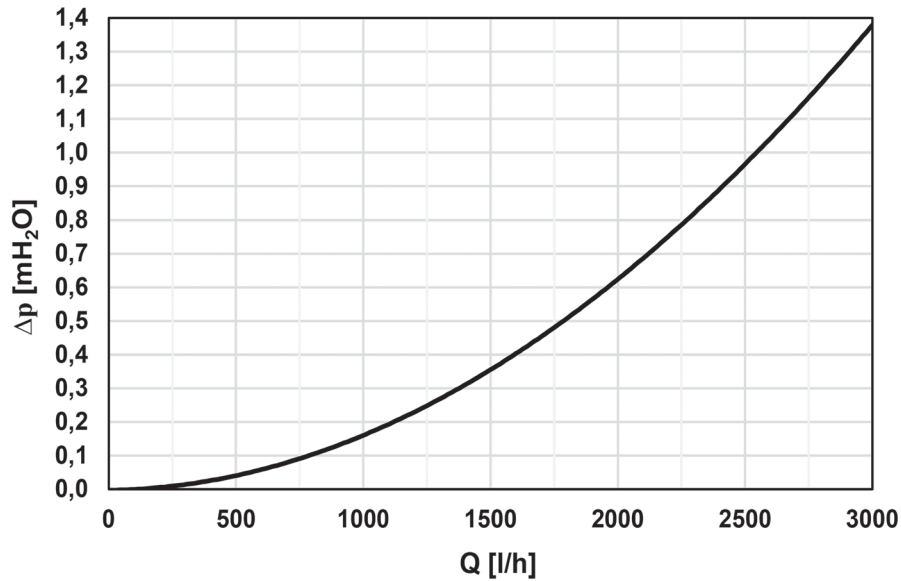
Accessories	
El. heating element	models ETT-A, D, F, P, M
Heating element max. length	500 mm
Electronic anode rod	code 9173

Spare parts (magnesium anode rods)	
Mg anode rod A1 (G 5/4")	code 4025
Mg anode rod (G 5/4") with flange and gasket	code 15846

DATA SHEET

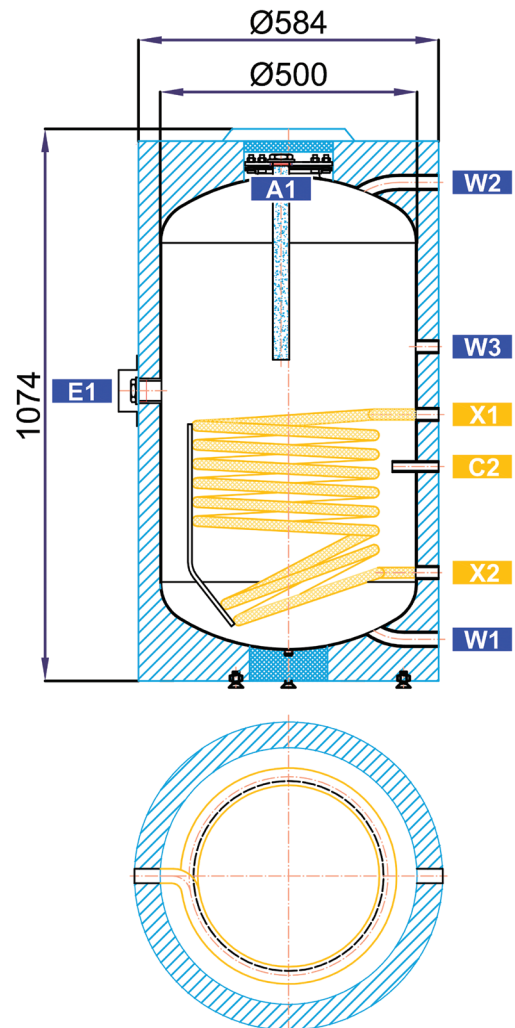
RDC 160 Hot Water Storage Tank

Heat exchanger pressure drop



Dimensions

pos.	description	connection	height [mm]
DHW heating			
W1	cold water	G 3/4" M	73
W2	hot water	G 3/4" M	964
W3	recirculation	G 3/4" F	647
Auxiliary heat source			
E1	electric heating element	G 6/4" F	547
Control and safety			
C2	temperature sensor-lower	G 1/2" F	411
Heat sources			
X1	supply from heat source	G 3/4" M	512
X2	return to heat source	G 3/4" M	204
Others			
A1	magnesium anode rod	G 5/4" F	1010



NOTE:

1) C2 tapping is supplied incl. adapter G 1/2" M – M12x1.5 and cable gland.

2) Earthing metal strip is run through the insulation next to the upper flange.