








JUNE  
2021

PRODUCT  
CATALOGUE

# Regulus

ENERGY-SAVING SOLUTIONS  
[regulus.eu](http://regulus.eu)

## **C O N T E N T S**

	Overview of changes	<b>1</b>
	Alphabetical index of products	<b>2</b>
	Overview of product groups	<b>3</b>
	Product catalogue	<b>4-114</b>
	Max. output of heating elements in HW storage tanks and thermal stores	<b>116</b>
	Sizing of heat pumps	<b>117</b>
	Typical hydraulic variants with heat pumps	<b>118</b>

# Brief overview of changes

compared to 2020

• RegulusBOX indoor units for heat pumps	<b>4,5</b>
• EcoPart 600M ground-to-water inverter heat pumps	<b>7</b>
• Softstarter for on/off heat pumps	<b>9</b>
• Solar pump stations with Grundfos circulation pumps	<b>18,19</b>
• Distribution boxes for air ducts in PE, 75 mm diam.	<b>26</b>
• Disk valves for air duct outlets	<b>29</b>
• Wall-hung thermal stores for heating/cooling	<b>30</b>
• Insulation sets for cooling, for PS 200 N+ thermal store	<b>31</b>
• HSK 350 K P-B thermal store for installation with one 3-way valve (suitable for RegulusBOX)	<b>36</b>
• RBC 300 HP 3.2V hot water storage tank	<b>38</b>
• Safety kits for hot water storage tanks	<b>39</b>
• Wireless temperature and humidity sensor for IR controller	<b>51</b>
• Communicating room unit for IR controller	<b>51</b>
• RGMAT load units with ball valves	<b>64</b>
• CSE MIX-BP pump stations, no mixing valve actuator	<b>69</b>
• CSE2 pump stations with Wilo PARA 25/6 SC	<b>68-70</b>
• High-efficiency circulation pump for heating, solar and geothermal systems	<b>72</b>
• Three-way zone ball valves	<b>76-77</b>
• H-block radiator valves	<b>81</b>
• Chemicals	<b>98</b>

## Contacts:

Website:


Opening hours:


Phone:


Fax:

E-mail:

**www.regulus.eu**

 Mo-Fr 7.30-16.30

 +420 241 765 191

 +420 241 763 976

 **sales@regulus.eu**



# ALPHABETICAL INDEX

<b>A</b>	Actuators	69-70,76,79	<b>I</b>	Indoor Unit	4,5	
	Adjustable Thermostats	57		Insulation for Thermal Stores	30-37	
	Air Bleed Kits	16		Intelligent Controllers	50	
	Air Ducts	25-28	<b>K</b>	Knobs	58	
	Air Heaters	24		Kombiflex	88	
	Air Separators	16	<b>L</b>	Load Units	64-65	
	Air Vent Valves	16,83		Load and Heating Combi Units	66	
	Anode Rods	40	<b>M</b>	Magnet Filterball	74	
	Antifreeze Fluids	20,93		Manifolds	71	
	Anti-Scald Valves for DHW	80		Manostats	55	
<b>B</b>	Back-up Sources	67		Mixing Valves	78-79	
	Balancing Valves	17		Multi-energy Thermal Stores	5-6	
	Ball Valves for Drinking Water	74		Pipes for Solar Systems	21,87	
	Base Rail for Collectors	14		Plate Heat Exchangers	41	
<b>C</b>	Check Valves	83	<b>P</b>	Plug-in thermostats	49	
	Chemicals	91-93		Pre-insulated Stainless-steel Tubes	21,87	
	Circulation Pumps	72-73		Pressure Gauges	54	
	Cleaning Agents	91		Pressure Reducing Valves	83	
	Cleaning Pumps	92		Pressure Switches	59	
	Collector Anchors	14		Pump Stations for DHW recirculation	72	
	Collector Brackets	14		Pump Stations for Heating Systems	68-72	
	Collector Mount Kits	10-13		Radiator Valves	81	
	Collector Support	14	<b>R</b>	RegulusBIO	66	
	Condensate Neutralization	114		RegulusBOX	4,5	
	Controllers for Heat Pumps	4-7		RegulusFLEX	100-101	
	Controllers for Solar Systems	17		RegulusRGMAT	64-65	
	CSE2	70		RegulusTOP	68-70	
	CSE MIX	69		Room Units	8,51,66	
	CSE OTS	68		Safety Assemblies	83	
	CSE SOL	18-19		Safety Valves	82	
<b>D</b>	Differential Controllers	53	<b>S</b>	Sensors for Controllers	17,51,66	
	Draft Regulators	60		Senzors for HRV units	23,25	
	Drain Valves	74		Service Valves	16,48	
	DUO	34-35		Sheaths	33,58	
<b>E</b>	Electric Heating Elements	42-46		SICURFLEX	86	
	Encased Thermostats	56		Solar Collectors	10-13	
	Expansion Vessels	16,47		Solar Pump Stations	18-19	
<b>F</b>	Filling Pumps	20,93		SOLARFLEX	21,87	
	Filling Sets	9		SOLARTEN	20,93	
	Filling Valves	17		Solenoid Valves	76	
	Filters for Heating Circuits	74,83		Stainless-steel Pipes for Gas	86	
	Filters for HRV units	24		Thermal Safety Relief Valves	61	
	Fittings	15,84-85,89	Thermal Stores	30-37		
	Flanges	33,40	Thermomanometers	54		
	Flexible Stainless-steel Tubes	87-88	THERMOMAT	65		
	Flow Switches	59	Thermometers	54-55		
	Flue Ducts	94-114	<b>T</b>	Thermostatic Elements	63,65	
<b>H</b>	Heat Pumps	4-8		Thermostatic Head	81	
	Heat Pumps with inverters	4-5,7		Thermostatic Mixing Valves	62-63	
	Heating Elements	42-46		Thermostatic Mixing Valves for DHW	80	
	Heating System Protectors	92		Thread Sealants	91	
	Hemp	91		Tube Heat Exchangers	33	
	Hot Water Storage Tanks	38-39		Tube Insulation	90	
	HRV units	22-23		<b>U</b>	Uni schuko plugs	46
	HSK	36-37			Weather Compensated Controllers	53
Hydraulic Dynamic Pressure Balancers (HVDT)	71	<b>Z</b>		Zone Valves	75-77	





# CONTENTS

Air-to-water heat pumps Ground-to-water heat pumps Heat pump accessories Smart controllers	4-9	<b>HEAT PUMPS</b>	<b>HP</b>
Solar collectors, roof anchors, flat roof supports, mount accessories Valves + air separators for solar systems, flow regulators and balanc. valves Solar fluid, expansion vessels, pre-insulated pipes Solar controllers, pump stations	10-21	<b>SOLAR THERMAL SYSTEMS</b>	<b>SOL</b>
Heat recovery ventilation units, installation accessories Air ducts Air duct heaters	22-29	<b>HEAT RECOVERY VENTILATION</b>	<b>HRV</b>
Storage water heaters, anode rods Thermal stores with DHW Thermal stores and insulation sets, fi nned heat exchangers Stainless-steel plate heat exchangers	30-41	<b>TANKS, HEAT EXCHANGERS</b>	<b>ACC</b>
Electric heating elements for hot water storage tanks and thermal stores Electric heating elements for heated towel rails, plug-in thermostats	42-46	<b>ELECTRIC HEATING ELEMENTS</b>	<b>EHE</b>
Expansion vessels for heating systems, drinking water and solar systems Brackets and service valves for expansion vessels	47-48	<b>EXPANSION VESSELS</b>	<b>EV</b>
Room thermostats Weather compensation controllers Thermostats, thermometers, manometers, sheaths, knobs	49-59	<b>CONTROLLERS, THERMOSTATS</b>	<b>CON</b>
Draft regulators and backup power supplies Thermal safety relief valves Thermostatic mixing valves Thermostatic pump stations for boilers and heating systems	60-67	<b>BOILER PROTECTION AND CONTROL</b>	<b>BPC</b>
Pump stations, manifolds for heating systems, circulation pumps Zone valves, mixing valves and actuators DHW thermostatic mixing valves, thermostatic radiator heads and valves Safety valves, drain valves, air vent valvess and check valves	68-85	<b>HEATING SYSTEMS COMPONENTS</b>	<b>HSC</b>
Pre-insulated solar pipes Flexible stainless steel pipes/hoses for gas and water EPDM pipe insulation	86-90	<b>PIPES AND INSULATION</b>	<b>PI</b>
Cleaning pumps, chemicals for cleaning and protection of heating systems Thread sealants Antifreeze heat transfer fl uids, accessories	91-93	<b>CHEMICALS, FLUIDS</b>	<b>CH</b>
Flue pipes for fanned boilers, fl ue ways in aluminum	94-99	<b>FLUE PIPES IN ALUMINUM</b>	<b>FAL</b>
Flue pipes for condensing boilers, fl ue ways in polypropylene - PP	100-114	<b>FLUE PIPES IN POLYPROPYLENE</b>	<b>FPP</b>

Regulus RTC Heat Pumps for heating and cooling		
	<p>» <b>Heat pump with inverter and reverse cooling mode. Maximum flow temperature 55°C, high coefficient of performance, low noise, remote access via internet and service supervision is possible, also suitable for combination with PV panels. Up to 10 years warranty on compressor<sup>1)</sup></b></p>	Code
	<p>RTC 6i Heat Pump 1-6 kW heating output, 1.5-5.5 kW cooling output, SCOP 4.47, single-phase, energy efficiency class<sup>2)</sup> A+++</p>	17735
	<p>RTC 12i Heat Pump 2-12 kW heating output, 3-10 kW cooling output, SCOP 3.9, single-phase, energy efficiency class<sup>2)</sup> A++</p>	17448
Pump Stations with Controllers for RTC Heat Pumps		
	<p>» <b>IR 14 Smart Controller controls heat pumps, 2 heating circuits, DHW heating, solar thermal system, and possibly also electricity surplus from PV panels. The pump stations groups include a Wilo pump with speed control and flow information, filter w. magnet, thermometer and insulation and 15m long communication cable.</b></p>	Code
	<p>CSE IR 14 RTC EN Pump station and IR 14 RTC Controller, menu in English</p>	18242
	<p>CSE IR 14 RTC FV1F EN Pump station and IR 14 RTC FV Controller, menu in English</p>	18243
RegulusBOX Indoor Unit		
	<p>» <b>Indoor hydraulic unit for heat pumps designed primarily for connecting inverter heat pumps directly to a heating system. Permits connecting a hot water tank (3-way valve inside). It contains a 2-12 KW electric boiler, a pressure sensor, a circulation pump, IR RegulusBOX smart controller enabling Internet connection. The control display can be removed from the front panel and used as a room unit (2-wire connection, temperature &amp; humidity sensors).</b></p>	Code
	<p>RegulusBOX RTC EN 6 kW, single-phase, menu in English</p>	18972
	<p>RegulusBOX RTC EN 12 kW, three-phase, menu in English</p>	18930




1) Please ask our regional sales representatives about current conditions for extended warranty.

2) Seasonal space heating energy efficiency class under average climatic conditions for low temperature applications.

EcoAir 600M Air Source Heat Pumps with inverter		
	» <b>Max. flow temperature 65 °C, high COP, very low noise level, remote access via internet and service supervision is possible, ready to be combined with PV panels, scroll compressor with speed control, up to 10 years warranty on compressor<sup>1)</sup>. The heat pump has obtained HP KEYMARK certificate.</b>	Code
	EcoAir 614M Heat Pump heat output 3 - 13 kW, SCOP 4.9, three-phase, en.eff.class <sup>2)</sup> A+++	17156
	EcoAir 622M Heat Pump heat output 4 - 24 kW, SCOP 4.9, three-phase, en.eff.class <sup>2)</sup> A+++	17157
	EcoAir 510M Heat Pump heat output 1 - 10 kW, SCOP 4.4, single-phase, en.eff.class <sup>2)</sup> A++	15676
Pump Stations with controllers for CTC Heat Pumps		
	» <b>IR Smart Controller controls heat pumps, 2 mixed heating circuits, DHW heating, solar thermal system, or even energy surplus from PV panels. The pump stations contain a Wilo pump with speed control and flow data, filter w. magnet, thermometer and thermal insulation.</b>	Code
	CSE IR 14 CTC EN Pump station and IR 14 CTC controller, menu in English	18923
	CSE IR 14 CTC FV1F EN Pump station and IR 14 FV1F CTC controller, menu in English	18924
	CSE IR 14 CTC FV3F EN Pump station and IR 14 FV3F CTC controller, menu in English	18926
	CSE IR 12 CTC EN Pump station and IR 12 CTC controller, menu in English	17790
	CSE IR 12 CTC FV1F EN Pump station and IR 12 FV1F CTC controller, menu in English	17791
	CSE IR 12 CTC FV3F EN Pump station and IR 12 FV3F CTC controller, menu in English	17792
	RegulusBOX Indoor Unit	
	» <b>Indoor hydraulic unit for heat pumps designed primarily for connecting inverter heat pumps directly to a heating system. Permits connecting a hot water tank (3-way valve inside). It contains a 2-12 kW electric boiler, a pressure sensor, a circulation pump, IR RegulusBOX smart controller enabling Internet connection. The control display can be removed from the front panel and used as a room unit (2-wire connection, temperature &amp; humidity sensors).</b>	Code
	RegulusBOX CTC EN 6 kW, single-phase, menu in English	18974
	RegulusBOX CTC EN 12 kW, three-phase, menu in English	18928
Multi-energy Thermal Store		
	» <b>An indoor Multi-energy Thermal Store. It contains a complete domestic boiler room in a neat mantle - a controller for both the heat pump and house heating, a tank for continuous DHW heating, electric boiler 0,5-12 kW, circulation pumps.</b>	Code
	EcoZenith i350 Multi-energy Thermal Store - for air-to-water inverter heat pumps, 500M and 600M series	17192

1) Please ask our regional sales representatives about current conditions for extended warranty.


2) Seasonal space heating energy efficiency class under average climatic conditions for low temperature applications.

EcoAir 400 Air Source on/off Heat Pumps		
	» <b>Max. flow temperature 65 °C, high COP, very low noise level, remote access via internet and service supervision is possible, up to 10 years warranty on compressor<sup>1)</sup>. The heat pump has obtained HP KEYMARK certificate.</b>	Code
	EcoAir 406 Heat Pump heat output of 6.2 kW at A7/W35, SCOP 3,85, three-phase, en.eff.class <sup>2)</sup> A++	13243
	EcoAir 408 Heat Pump heat output of 7.8 kW at A7/W35, SCOP 3,92, three-phase, en.eff.class <sup>2)</sup> A++	13244
	EcoAir 410 Heat Pump heat output of 11.5 kW at A7/W35, SCOP 3,92, three-phase, en.eff.class <sup>2)</sup> A++	12994
	EcoAir 415 Heat Pump heat output of 16.2 kW at A7/W35, SCOP 3,76, three-phase, en.eff.class <sup>2)</sup> A++	12995
	EcoAir 420 Heat Pump heat output of 17.5 kW at A7/W35, SCOP 3,71, three-phase, en.eff.class <sup>2)</sup> A+	12848
Pump Stations with controllers for CTC Heat Pumps		
	» <b>IR Smart Controller controls heat pumps, 2 mixed heating circuits, DHW heating, solar thermal system. The pump stations contain a Wilo pump with speed control and flow data, filter w. magnet, thermometer and thermal insulation.</b>	Code
	CSE IR 14 CTC EN Pump station and IR 14 CTC controller, menu in English	18923
	CSE IR 12 CTC EN Pump station and IR 12 CTC controller, menu in English	17790
Multi-energy Thermal Store		
	» <b>An indoor Multi-energy Thermal Store made in Sweden. It contains a complete domestic boiler room in a neat mantle - a controller for both the heat pump and house heating, a tank for continuous DHW heating, electric boiler 0,3-9 kW, circulation pumps.</b>	Code
	EcoZenith i250 Multi-energy Thermal Store - for EcoAir 406-410 heat pumps	13241

1) Please ask our regional sales representatives about current conditions for extended warranty.

2) Seasonal space heating energy efficiency class under average climatic conditions for low temperature applications.



EcoPart 400 Ground Source on/off Heat Pumps		
	<p>» <b>Max. flow temperature 65 °C, high COP, very low noise level, incl. a primary (ground) circuit circulation pump, remote access via internet and service supervision is possible, up to 10 years warranty on compressor<sup>1)</sup>. The heat pump has obtained HP KEYMARK certificate.</b></p>	Code
	EcoPart 406 Heat Pump heat output of 5.9 kW at B0/W35, SCOP 4,70, 3-phase, en.eff.class <sup>2)</sup> A+++	12647
	EcoPart 408 Heat Pump heat output of 8.2 kW at B0/W35, SCOP 4,70, 3-phase, en.eff.class <sup>2)</sup> A+++	12648
	EcoPart 410 Heat Pump heat output of 10 kW at B0/W35, SCOP 4,70, 3-phase, en.eff.class <sup>2)</sup> A+++	12649
	EcoPart 412 Heat Pump heat output of 11.8 kW at B0/W35, SCOP 4,80, 3-phase, en.eff.class <sup>2)</sup> A++	12650
	EcoPart 414 Heat Pump (incl. heating water circulation pump) heat output of 14.5 kW at B0/W35, SCOP 4,60, 3-phase, en.eff.class <sup>2)</sup> A++	12651
	EcoPart 417 Heat Pump (incl. heating water circulation pump) heat output of 16.76 kW at B0/W35, SCOP 4,70, 3-phase, en.eff.class <sup>2)</sup> A+++	12652
	EcoPart 435 Heat Pump (incl. heating water circulation pump) heat output of 32.5 kW at B0/W35, SCOP 4,70, 3-phase, en.eff.class <sup>2)</sup> A+++	15903
<p style="text-align: right;">x</p>		
CTC EcoPart 600M Ground-to-Water Inverter Heat Pumps		
	<p>» <b>Max. flow temperature 65 °C, high COP, very low noise level, incl. a primary (ground) circuit and heating circuit circulation pumps, remote access via internet and service supervision is possible, suitable to be combined with PV systems, compressor with speed control - up to 10 years warranty. HP KEYMARK European quality label.</b></p>	Code
	EcoPart 612M Inverter Heat Pump - heat output of 2.5-12 kW, SCOP 5.5, 3-phase, en.eff.class <sup>2)</sup> A+++	18259
	EcoPart 616M Inverter Heat Pump - heat output of 4-16 kW, SCOP 5.5, 3-phase, en.eff.class <sup>2)</sup> A+++	18290
Pump Stations with controllers for CTC Heat Pumps		
	<p>» <b>IR Smart Controller controls heat pumps, 2 mixed heating circuits, DHW heating, solar thermal system, or even energy surplus from PV panels. The pump stations contain a Wilo pump with speed control and flow data, filter w. magnet, thermometer and thermal insulation.</b></p>	Code
	CSE IR 14 CTC EN Pump station and IR 14 CTC controller, menu in English	18923
	CSE IR 14 CTC FV3F EN Pump station and IR 14 FV3F CTC controller, menu in English	18926
	CSE IR 12 CTC EN Pump station and IR 12 CTC controller, menu in English	17790
	CSE IR 12 CTC FV3F EN Pump station and IR 12 FV3F CTC controller, menu in English	17792

1) Please ask our regional sales representatives about current conditions for extended warranty.


2) Seasonal space heating energy efficiency class under average climatic conditions for low temperature applications.

x - upon order

H  
PS  
O  
LH  
R  
VA  
C  
CE  
H  
EE  
VC  
O  
NB  
P  
CH  
S  
CP  
IC  
HF  
A  
LF  
P  
P






7

H  
P  
S  
O  
L  
H  
R  
V  
A  
C  
C  
E  
H  
E  
E  
V  
C  
O  
N  
B  
P  
C  
H  
S  
C  
P  
I  
C  
H  
F  
A  
L  
F  
P  
P  
8


















EcoHeat 400 Ground Source on/off Heat Pumps with a thermal store		
	<p>» Heat pump with a multi-energy thermal store. Heat pump with max. flow temperature 65 °C, high COP and a very low noise level. The thermal store contains a complete boiler room in its elegant case – a thermal store with DHW, electric backup heating, actuated mixing valve for heating water, ready to connect to a solar system, hydronic fireplace or other heat sources. Integrated electronic controller with a color touch screen. Up to 10 years warranty on compressor<sup>1)</sup>.</p>	Code
	<p>EcoHeat 406 Heat Pump heat output of 5.9 kW at B0/W35 + el. boiler 0,3-9 kW, three-phase, en.eff.class<sup>2)</sup> A++</p>	13441
	<p>EcoHeat 408 Heat Pump heat output of 8.2 kW at B0/W35 + el. boiler 0,3-9 kW, three-phase, en.eff.class<sup>2)</sup> A++</p>	13442
	<p>EcoHeat 410 Heat Pump heat output of 10 kW at B0/W35 + el. boiler 0,3-9 kW, three-phase, en.eff.class<sup>2)</sup> A++</p>	13443
	<p>EcoHeat 412 Heat Pump heat output of 11.8 kW at B0/W35 + el. boiler 0,3-9 kW, three-phase, en.eff.class<sup>2)</sup> A++</p>	13444

1) Please ask our regional sales representatives about current conditions for extended warranty.

2) Seasonal space heating energy efficiency class under average climatic conditions for low temperature applications.





Accessories to Multi-energy Thermal Stores		Code
	for EcoZenith i250	18917
	for EcoZenith i350	18918
	for EcoHeat 400	18919
	Wireless Room Unit for EcoHeat / EcoZenith, incl. aerial, connection module and cable	13944
	Additional Wireless Room Unit for EcoHeat / EcoZenith	13945
	Room Sensor for EcoHeat / EcoZenith	9752
	Temperature Sensor with 2.5m cable for EcoHeat / EcoZenith	9583
	Solar module for EcoHeat / EcoZenith	12622
	Accessories to RegulusBOX Indoor Units	
	Blind plug and frame for using the display as a room unit. The frame is used to place the display on the wall and the blind plug replaces the display in the front panel.	18248

More accessories for indoor units can be found in the Controllers section.






Accessories to heat pumps		Code
	CSE TC W iPWM MFB Pump Station for a heat pump - for heat pumps in series. Includes a pump, filter w. magnet, thermometer, insulation.	17868
	In Line Heater In line heater contains a safety valve, thermostat and wall mount brackets. An ETT-A electric heating element of output up to 7.5 kW can be installed into the in line heater.	16166
	Module to connect a heat pump with master controller – Czech menu, Ethernet port, slot for SD memory card. Power supply unit and 8GB SD card included.	15955
	The soft starter for heat pumps CTC EA410-420, reduces the starting current of the heat pump, has a self-learning algorithm responding to the conditions of a specific installation.	18401
	Heating Cable for EcoAir total length: (non-heating end always 1 m)	3,5 m 16168 5 m 18104
	Heating Cable for RTC, total length: (non-heating end always 1 m)	5 m 18491
	Filling set for primary circuit, incl. filter	1" M 12454 5/4" M 12455
	Wall Support for heat pumps incl. anti-vibration silentblocks - for both RTC and CTC heat pumps on an outer wall without thermal insulation, for CTC EcoAir 406, 408, 614M, 510M and RTC on a thermally insulated outer wall	17458
	Wall Support on a thermally insulated outer wall for heat pumps, incl. anti-vibration silentblocks - for CTC EcoAir 410-420 and 622M, on a thermally insulated outer wall	18406
	Compensator for increased heat exchanger protection against freezing DN25, 1" Fu/M, incl. gaskets	16757
	Pipe fitting, Cu 28 x 1" M	13391
	Pipe fitting, Cu 28 x 5/4" M	17090
	Pipe fitting, Cu 28 x Cu 28	13394
	Elbow, Cu28 x 1" M	15985
	Elbow, Cu 28 x 5/4" M	17091
	Elbow, Cu28 x Cu28	16437
	Sealing O-ring for Cu 28 pipes	13393
	Braided Hose, 2x 1" F	300 mm 18621 500 mm 15493 700 mm 15494 1000 mm 15495
	Braided Hose, 1" F x 1" M	300 mm 18622 500 mm 15496 700 mm 15497 1000 mm 15498
	Braided Hose, 2x 5/4" F	500 mm 16896 700 mm 16897 1000 mm 16898
	Braided Hose, 5/4" F x 5/4" M	500 mm 16899 700 mm 16900 1000 mm 16901
	Nut Gasket, 1"	9980
	Nut Gasket, 5/4"	9981

H  
P  
S  
O  
L  
H  
R  
V  
A  
C  
C  
E  
H  
E  
E  
V  
C  
O  
N  
B  
P  
C  
H  
S  
C  
P  
I  
C  
H  
F  
A  
L  
F  
P  
P  
P

PH  
SOL  
HERV  
ACC  
EE  
EV  
CON  
BPC  
HSC  
PI  
CH  
FAL  
FP  
P

<b>KPS1 flat plate solar collector - harp type absorber, 7 year warranty</b>		<b>Code</b>
	<p>KPS1 Solar collector collector area 2.11 sqm, output 1481 W at 1000 W/m<sup>2</sup> irradiance,  for portrait installation, 204x104x9 cm, fluid volume 1.4 l, grey aluminium frame, solar prismatic glass, harp type absorber with TiNOx highly selective surface on aluminium sheet, laser welded to copper pipes, connection with 4 copper pipes 22 mm</p>	16277
	<b>Mount kits for fixing and connecting KPS1 solar collectors</b>	
	<p>Connection kit for KPS, KPG1 and KTU collector array (G3/4" M inlet and outlet, 2 plugs, G3/8"F for air vent, sensor sheath)</p>	7710
	<p>Mount kit for 1 KPS1 solar collector  *(for 4 anchors or 2 supports+1 strut)</p>	12178
	<p>Mount and interconnection kit for 2 KPS1 collectors  *(for 6 anchors or 3 supports+1 strut)</p>	12179
	<p>Mount and interconnection kit for 3 KPS1 collectors  *(for 8 anchors or 4 supports+1 strut)</p>	12180
	<p>Mount and interconnection kit for 4 KPS1 collectors  *(for 10 anchors or 5 supports+1 strut)</p>	12181
	<p>Mount and interconnection kit for 5 KPS1 collectors  *(for 10 anchors or 5 supports+1 strut)</p>	12182
	<p>Extension kit for fixing and interconnecting 1 KPS1 solar collector  *(for 4 anchors or 2 supports+1 strut)</p>	12183
<b>KPS11 flat plate solar collector - harp type absorber, 7 year warranty</b>		<b>Code</b>
	<p>KPS11 Solar collector collector area 2.52 sqm, output 1802 W at 1000 W/m<sup>2</sup> irradiance,  for portrait installation, 204x124x9 cm, fluid volume 1.7 l, grey aluminium frame, solar prismatic glass, harp type aluminium absorber with TiNOx highly selective surface on aluminium sheet, laser welded to copper pipes, connection with 4 copper pipes 22 mm</p>	16278
	<b>Mount kits for fixing and connecting KPS11 solar collectors</b>	
	<p>Connection kit for KPS, KPG1 and KTU collector array (G3/4" M inlet and outlet, 2 plugs, G3/8"F for air vent, sensor sheath)</p>	7710
	<p>Mount kit for 1 KPS11 solar collector  *(for 4 anchors or 2 supports+1 strut)</p>	12184
	<p>Mount and interconnection kit for 2 KPS11 collectors  *(for 6 anchors or 3 supports+1 strut)</p>	12185
	<p>Mount and interconnection kit for 3 KPS11 collectors  *(for 8 anchors or 4 supports+1 strut)</p>	12186
	<p>Mount and interconnection kit for 4 KPS11 collectors  *(for 10 anchors or 5 supports+1 strut)</p>	12187
	<p>Extension kit for fixing and interconnecting 1 KPS11 Solar Collector  *(for 4 anchors or 2 supports+1 strut)</p>	12188

\* Mount and interconnection kits are intended to form a collector array using base rails and pipe fittings with insulation. They contain neither roof anchors nor struts, these shall be ordered depending on the roof and tile type.

<b>KPG1 flat plate solar collector - harp type absorber</b>		<b>Code</b>	
  	<p>KPG1 Solar collector collector area 2.52 sqm, 1816 W output at 1000 W/m<sup>2</sup> irradiance, for landscape/portrait installation, 215x117x8 cm, fluid volume 1.7 l, silver aluminium frame, tempered low-iron glass, harp type absorber with TiNOx highly selective surface on aluminium sheet, laser welded to copper pipes, connection with 4 copper pipes 22 mm, BAFA approved, Solar Keymark certified</p>	10336	
	<b>Mount kits for fixing and connecting KPG1 solar collectors</b>		<b>Code</b>
	Connection kit for KPS, KPG1 and KTU collector array (G3/4" M inlet and outlet, 2 plugs, G3/8"F for air vent, sensor sheath)		7710
	Mount kit for 1 KPG1 solar collector	*(for 4 anchors or 2 supports+1 strut)	10538
	Mount and interconnection kit for 2 KPG1 collectors	*(for 6 anchors or 3 supports+1 strut)	10539
	Mount and interconnection kit for 3 KPG1 collectors	*(for 8 anchors or 4 supports+1 strut)	10540
	Mount and interconnection kit for 4 KPG1 collectors	*(for 10 anchors or 5 supports+1 strut)	10541
	Mount and interconnection kit for 5 KPG1 collectors	*(for 12 anchors or 6 supports+1 strut)	14067
	Extension kit for fixing and interconnecting 1 KPG1 Solar Collector	*(for 4 anchors or 2 supports+1 strut)	11986
	<b>Mount kits for fixing and connecting KPG1 solar collectors - horizontally</b>		<b>Code</b>
	Connection kit for landscape KPG1 collector array (G3/4" M inlet and outlet, 2 plugs, G3/8"F for air vent, sensor sheath)		14134
	Mount kit for landscape installation of 1 KPG1 solar collector	*(for 4 anchors or 2 supports+1 strut)	10700
	<b>Landscape KPG1H flat plate solar collectors, double harp type absorber</b>		<b>Code</b>
	 	<p>KPG1H Solar collector collector area 2.52 sqm, 1816 W output at 1000 W/m<sup>2</sup> irradiance, for landscape installation, 117x215x8 cm, fluid volume 1.7 l, silver aluminium frame, solar prismatic glass, double harp type absorber with TiNOx highly selective surface on aluminium sheet, laser welded to copper pipes, connection with 2 copper pipes 22 mm</p>	11427
<b>Mount kits for fixing and connecting landscape KPG1H solar collectors</b>		<b>Code</b>	
Connection kit for KPG1H collector array (G3/4" M inlet and outlet, 2 plugs, G3/8"F for air vent, sensor sheath)			14618
Mount kit for installation of 1 KPG1H solar collector		*(for 4 anchors or 2 supports+1 strut)	10700
Mount and interconn. kit for installation of 2 KPG1H		*(for 6 anchors or 3 supports+1 strut)	14517
Extension kit for installation and connection of 1 KPG1H solar coll.		*(for 4 anchors or 2 supports+1 strut)	14518

\* Mount and interconnection kits are intended to form a collector array using base rails and pipe fittings with insulation. They contain neither roof anchors nor struts, these shall be ordered depending on the roof and tile type.

H  
P

S  
O  
L

H  
R  
V

A  
C  
C

E  
H  
E

E  
V

C  
O  
N

B  
P  
C

H  
S  
C

P  
I







C  
H

F  
A  
L

F  
P  
P

P  
S  
H  
V  
A  
C  
E  
E  
V  
C  
O  
N  
B  
P  
C  
H  
S  
C  
P  
I  
C  
H  
F  
A  
L  
F  
P  
P  
P








<b>KPI flat plate solar collector for in-roof installation - 7 year warranty</b>		<b>Code</b>	
  	KPI1 DC Solar collector collector area 2.52 sqm, 1808 W output at 1000 W/m <sup>2</sup> irradiance,  for portrait installation, 206x122 x10 cm, fluid volume 1.7 l, wooden frame, solar glass, double harp type aluminum absorber with TiNOx highly selective surface, connection with 2 copper pipes 22 mm	11237	
	<b>Mount kits for fixing and connecting KPI1 solar collectors</b>		<b>Code</b>
	Connection kit for one KPI1 collector field (G3/4" M inlet and outlet)	11374	
	In-roof mount kit for 1 KPI1 solar collector	11335	
	In-roof mount kit for 2 KPI1 solar collectors	11329	
	In-roof mount kit for 3 KPI1 solar collectors	11336	
	In-roof mount kit for 4 KPI1 solar collectors	11337	
	In-roof mount kit for 2 (2x1) KPI1 solar collectors in 2 rows	11338	
	In-roof mount kit for 4 (2x2) KPI1 solar collectors in 2 rows	11339	
In-roof mount kit for 6 (2x3) KPI1 solar collectors in 2 rows	11340		
<b>Solar thermosyphon systems</b>			
	<b>TSN - tank above the collector</b>	<b>Code</b>	
	TSN160/2,1 thermosyphon system, complete solar thermosyphon system for outdoor use, with enameled tank 160 l above the collector and one solar collector 2.09 sqm with TiNOx full plate absorber.	11126	
	TSN200/2,5 thermosyphon system, complete solar thermosyphon system for outdoor use, with enameled tank 200 l above the collector and one solar collector 2.5 sqm with TiNOx full plate absorber.	10637	
	TSN300/4,2 thermosyphon system, complete solar thermosyphon system for outdoor use, with enameled tank 300 l above the collectors and two solar collectors 2.09 sqm with TiNOx full plate absorber.	11127	
	<b>TSD - tank behind the collector</b>		<b>Code</b>
	TSD160/2,1 thermosyphon system, complete solar thermosyphon system for outdoor use, with enameled tank 160 l behind the collector and one solar collector 2.09 sqm with TiNOx full plate absorber.	10639	
	TSD200/2,5 thermosyphon system, complete solar thermosyphon system for outdoor use, with enameled tank 200 l behind the collector and one solar collector 2.5 sqm with TiNOx full plate absorber.	11128	
	TSD300/4,2 thermosyphon system, complete solar thermosyphon system for outdoor use, with enameled tank 300 l behind the collectors and two solar collectors 2.09 sqm with TiNOx full plate absorber.	12686	
<b>Accessories to thermosyphon systems</b>		<b>Code</b>	
	STV1-95 R Thermostatic solar valve 95 °C, protects sanitary water tank of thermosyphonic system against overheating.	10846	
	STV1-115 R Thermostatic solar valve 115 °C, protects sanitary water tank of thermosyphonic system against overheating.	11165	
	SZV1 3/4" MF solar non return valve, for t.s. systems with sanitary water tank behind the collector. In TSD sets included.	10663	
	PTR valve - pressure and temperature release valve for hot water storage tanks protection against high pressure and overheating	7 bar, 92 °C	17240
		10 bar, 92 °C	17241
Expansion vessel Stainless steel expansion vessel is suggested for high temperature working conditions.	15453		

Evacuated tube solar collectors - 7 year warranty		Code
 	<b>KTU 10 solar collector</b> collector area 1.81 sqm, 727 W output at 1000 W/m <sup>2</sup> irradiance, for portrait installation, 197x92x14 cm, 10 U-pipes, fluid volume 1.7 l, silver frame, borosilicate glass, connection with 4 copper pipes 22 mm	7126
	<b>KTU 15 solar collector</b> collector area 2.66 sqm, 1090 W output at 1000 W/m <sup>2</sup> irradiance, for portrait installation, 197x135x14 cm, 15 U-pipes, fluid volume 2.4 l, silver frame, borosilicate glass, connection with 4 copper pipes 22 mm	7127
Evacuated tube solar collectors with reflective sheet - 7 year warranty		Code
 	<b>KTU 6R2 solar collector</b> collector area 1.81 sqm, 1012 W output at 1000 W/m <sup>2</sup> irradiance, for portrait installation, 197x92x14 cm, 6 U-pipes with highly reflective sheet, fluid volume 0.92 l, silver frame, borosilicate glass, connection with 4 copper pipes 22 mm	7343
	<b>KTU 9R2 solar collector</b> collector area 2.66 sqm, 1522 W output at 1000 W/m <sup>2</sup> irradiance, for portrait installation, 197x135x14 cm, 9 U-pipes with highly reflective sheet, fluid volume 1.37 l, silver frame, borosilicate glass, connection with 4 copper pipes 22 mm	7342
Mount kits for fixing and connecting KTU 10 and KTU 6R2 solar collectors		Code
	Connection kit for KPS, KPG1 and KTU collector array (G3/4" M inlet and outlet, 2 plugs, G3/8" F for air vent, sensor sheath)	7710
	Mount kit for 1 KTU 10 and 6R2 solar collector <span style="float: right;">**(for 4 anchors or 2 supports + 1 strut)</span>	7415
	Mount and interconnection kit for 2 KTU 10 and 6R2 collectors <span style="float: right;">**(for 6 anchors or 3 supports + 1 strut)</span>	7241
	Mount and interconnection kit for 3 KTU 10 and 6R2 collectors <span style="float: right;">**(for 8 anchors or 4 supports + 1 strut)</span>	7242
	Mount and interconnection kit for 4 KTU 10 and 6R2 collectors <span style="float: right;">**(for 10 anchors or 5 supports + 1 strut)</span>	7243
	Mount and interconnection kit for 5 KTU 10 and 6R2 collectors <span style="float: right;">**(for 10 anchors or 5 supports + 1 strut)</span>	7244
	Extension kit for fixing and interconnecting 1 KTU 10 and 6R2 Solar Coll. <span style="float: right;">*(for 4 anchors or 2 supports+1 strut)</span>	11991
	Mount kits for fixing and connecting KTU 15 and KTU 9R2 solar collectors	
	Connection kit for KPS, KPG1 and KTU collector array (G3/4" M inlet and outlet, 2 plugs, G3/8" F for air vent, sensor sheath)	7710
	Mount kit for 1 KTU 15 and 9R2 solar collector <span style="float: right;">*(for 4 anchors or 2 supports + 1 strut)</span>	7414
	Mount and interconnection kit for 2 KTU 15 and 9R2 collectors <span style="float: right;">*(for 6 anchors or 3 supports + 1 strut)</span>	7245
	Mount and interconnection kit for 3 KTU 15 and 9R2 collectors <span style="float: right;">*(for 8 anchors or 4 supports + 1 strut)</span>	7246
	Mount and interconnection kit for 4 KTU 15 and 9R2 collectors <span style="float: right;">*(for 10 anchors or 5 supports + 1 strut)</span>	7247
	Extension kit for fixing and interconnecting 1 KTU 15 and 9R2 Solar Collector <span style="float: right;">*(for 4 anchors or 2 supports+1 strut)</span>	11990

\* Mount and interconnection kits are intended to form a collector array using base rails and pipe fittings with insulation. They contain neither roof anchors nor struts, these shall be ordered depending on the roof and tile type.

H  
P  
S  
O  
L  
H  
R  
V  
A  
C  
C  
E  
H  
E  
E  
V  
C  
O  
N  
Z  
B  
P  
C  
H  
S  
C  
P  
I  
C  
H  
F  
A  
L  
F  
P  
P  
P

P  
H  
S  
H  
R  
V  
A  
C  
C  
E  
E  
E  
V  
C  
O  
N  
B  
P  
C  
S  
C  
P  
I  
C  
H  
F  
A  
L  
F  
P  
P  
P

Solar collector support brackets for flat roofs		Code
	Triangle support bracket 15°	11979
	Triangle support bracket 25°	10975
	Triangle support bracket 45°	6859
	Strut incl. screws for triangle support brackets - flat roof	9563
Solar collectors support brackets, flat roof, for landscape KPG1 and KPG1H collectors		Code
	Triangle support bracket 25°	10907
	Triangle support bracket 45°	10921
	Strut incl. screws for triangle support brackets, flat roof, for landscape KPG1 and KPG1H	10908
Wall support brackets for collectors		Code
	Wall support bracket for KPG1H, 75° tilt angle – solar awning	14792
	Wall support bracket for KPG1H, 65° tilt angle – solar awning	14793
	Wall support bracket for KPG1H, 45° tilt angle – solar awning	14794
Anchors for inclined roofs		Code
	Stainless-steel anchor for pantiles	6857
	Hot-dipped galvanized steel anchor for pantiles	7929
	Stainless-steel anchor for slate tiles	11574
	Stainless-steel anchor for pantiles, for roof rafters, incl. self tapping screws	10159
	Bolt with clamp for fixing rails onto a roof (incl. gasket)	7320
Triangle support brackets for inclination adjustment, for inclined roofs		Code
	15° Triangle support bracket	10748
	25° Triangle support bracket	8805
	45° Triangle support bracket	10094
	60° Triangle support bracket	x 9631
Triangle support brackets for inclination adjustment, for horizontal KPG1 and KPG1H, for inclined roofs		Code
	Triangle support bracket 15° for KPG1 and KPG1H landscape installation	11070
	Triangle support bracket 25° for KPG1 and KPG1H landscape installation	11071
	Triangle support bracket 45° for KPG1 and KPG1H landscape installation	11072
Mounting rails		Code
	Mounting rail, 6.15 m long	price for 6.15 m 7009
	Mounting rail, sold by the meter (max. length 6.15 m)	price for 1 m 6949






x - on order







Parts for mount and connection kits for solar collectors		Code
	Extension kit for aluminum rail connection (1 connection)	10201
	Base rail end plug	11773
	M8 Travelling nut for base rail	6925
	M8x18 stainless-steel bolt for KTU	7259
	M8x16 stainless-steel bolt for KPG1	6926
	M8x20 stainless-steel bolt for KPC, KPS	12136
	M8x30 bolt+nut+washer, travelling head, for base rail slot	8383
	Fixing bracket for KPG bottom rail - stainless steel	13057
	Fixing bracket for KPC, KPS bottom rail	11690
	Retaining side bracket for KPC, KPS	12141
	Retaining stainless-steel side bracket for KPG	10522
	Retaining side bracket between 2 KPG collectors with bolt	10673
	Washer for hanging KTU solar collector	7255
	Roof bolt gasket	8891
	X-piece for 22 mm Cu pipe for collector outlet, 3/4" M for outlet, 1/2" F for sheath, 3/8" F with plug for air vent valve	13716
	Elbow compression adaptor for Cu22 pipe, 3/4" M – for collector inlet	13694
	Straight Compression Fitting for Cu22 pipe	7629
	Blind hex compression fitting for Cu22 pipe	13696
	Compression fitting adaptor, Cu 22 x G 3/4" M (with enlarged sealing area at the M thread)	13695
	Compression ring for Cu22 pipe	7330
	Insert to 22 mm Cu pipe, for compression connections	12923
	3/8" Plug with gasket	7956
	1/2" Plug with gasket	7634
	3/4" Plug with gasket	7954
	Gasket for solar systems - 17x24x1,5 - 3/8" for 3/8" Plug	7794
	Gasket for solar systems - 21x27x1,5 - 1/2" for 1/2" Plug	7795
	Gasket for solar systems - 27x34x1,5 - 3/4" for 3/4" Plug	7796

H  
P  
S  
O  
L  
H  
R  
V  
A  
C  
C  
E  
H  
E  
E  
V  
C  
O  
N  
B  
P  
C  
H  
S  
C  
P  
I  
C  
H  
F  
A  
L  
F  
P  
P  
P

P  
 S  
 L  
 H  
 R  
 V  
 A  
 C  
 C  
 E  
 E  
 E  
 V  
 C  
 O  
 N  
 B  
 P  
 C  
 H  
 S  
 C  
 P  
 I  
 C  
 H  
 F  
 A  
 L  
 F  
 P  
 P






Valves for solar thermal systems		Code
	Automatic air vent valve, 3/8" M, bottom connection, up to 150 °C	6118
	Ball valve, 3/8" M/F, up to 160 °C, under an air vent valve	7250
	Safety valve, 1/2"x3/4" F/F, 6 bar, up to 150 °C, for solar thermal systems	1616
	Safety valve, 1/2"x3/4" M/F, 6 bar, up to 150 °C, for solar thermal systems	16680
Air separators and accessories		Code
	SPVS 3/4" Horizontal brass air separator, connection 2x 3/4"M, 3/8"F connection to air vent	11591
	Vertical air separator with 3/4" M/F vertical air vent, manually operated	11224
Air bleed kits		Code
	Kit of air separator and air vent valve for solar systems	13308
	Insulation set for air separator and air vent valve	13197
Expansion vessels for solar thermal systems		Code
	12 l Expansion Vessel, 8 bar, 3/4" M	13720
	18 l Expansion Vessel, 8 bar, 3/4" M	13721
	25 l Expansion Vessel, 8 bar, 3/4" M	13722
	40 l Expansion Vessel, 8 bar, 3/4" M	13723
	50 l Expansion Vessel, 10 bar, 3/4" M, legs, replaceable membrane	13724
	80 l Expansion Vessel, 10 bar, 3/4" M, legs, replaceable membrane	13725
	100 l Expansion Vessel, 10 bar, 1" M, legs, replaceable membrane	13726
	150 l Expansion Vessel, 10 bar, 6/4" M, legs, replaceable membrane	13727
	200 l Expansion Vessel, 10 bar, 6/4" M, legs, replaceable membrane	13728
	300 l Expansion Vessel, 10 bar, 6/4" M, legs, replaceable membrane	13729
500 l Expansion Vessel, 8 bar, 6/4" M, legs, replaceable membrane	x 13730	
Service valves for expansion vessels		Code
	3/4" Service Valve for expansion vessels connection and easy servicing	8770
	1" Service Valve for expansion vessel connection and easy servicing	12295
	6/4" Service Valve for expansion vessel connection and easy servicing	14492
	Exp. vessel bracket for wall mount with connection valve 3/4"	7766
	Exp. vessel bracket	12174
	Stainless-steel connecting pipe 2x 3/4"F - 0.5 m	9156



x - on order

<b>Filling valve assembly for solar systems</b>		<b>Code</b>
	Filling valves with 2x Cu 28 mm connections	11643
	Filling valves with 2x 1" F connections	11644
<b>Balancing valves for solar thermal systems</b>		<b>Code</b>
	AV23 balancing valve with indication 2-12 l/min, 3/4" F, 185 °C	7982
	AV23 balancing valve with indication 10-40 l/min, 1" F, 185 °C	8232
	AV23 balancing valve with indication 20-70 l/min, 5/4" F, 100 °C	8022
<b>Controllers for Regulus solar thermal systems</b>		<b>Code</b>
	STDC E - 3-sensor controller for solar thermal systems with 1 collector array and 1 solar consumer, with PWM/0-10V output for high-efficiency pumps, 2 Pt1000 sensors included	13164
	SRS1 T - 3-sensor controller for solar thermal systems of one collector array and one consumer, with a potential-free contact to switch a boiler or a heating element up to 3kW power input, with PWM/0-10V output and iPWM input (flow rate info), two Pt1000 sensors included	17570
	SRS2 TE – 4-sensor controller for solar thermal systems with 1 collector array and 1 solar consumer, with a potential-free contact to switch a boiler or a heating element up to 3kW power input, with PWM/0-10V output for high-efficiency pumps, 3 Pt1000 sensors included	14388
	SRS3 E - 4-sensor controller for solar thermal systems with 1 collector array and up to 2 solar consumers, or 2 independent arrays and one solar consumer, with PWM/0-10V output for high-efficiency pumps, 3 Pt1000 sensors included	13166
	SRS6 EP – 6-sensor controller for solar thermal systems with 1 collector array and up to 3 solar consumers, or 2 independent arrays and up to 2 solar consumers, permitting flowmeter connection for heat measurement, with two PWM/0-10V outputs for high-efficiency pumps, 5 Pt1000 sensors included	13168
<b>Accessories to solar controllers</b>		<b>Code</b>
	Pt1000 Temperature sensor for sheath, with 2m cable, increased UV resistance	9108
	Pt1000 for sheath with 4 m cable	9109
	Pipe mounted sensor housing (for Pt1000)	14250
	Contact temperature sensor with 4 m cable, on pipe - Pt1000	9789
	KA 12 - Surge protector for Pt1000 temperature sensors	9530
	Flowmeter VFS 2-40 l/min., with integrated temperature sensor, DN 20	11052
	Flowmeter VFS 5-100 l/min., with integrated temperature sensor, DN 25	10966
	Flowmeter VFS 10-200 l/min., with integrated temperature sensor, DN 32	11050
	IP44 protected box with 2A fuse, to power supply valves with on/off live and permanent live el. connection (VZK and LK zone valves)	11685

H  
P  
S  
O  
L  
A  
R  
T  
H  
R  
M  
A  
L  
S  
Y  
S  
T  
E  
M  
S

PH  
SOL  
HERV  
ACC  
EHE  
EV  
CON  
BPC  
HSC  
PI  
CH  
FAL  
FPP  
18

<b>RegulusSOL Single-line Solar Pump Stations with controller SRS1 T</b>		<b>Code</b>	
	CSE SOL W SRS1 T pump station with a Wilo PARA ST 25/7 iPWM2 pump, 2 sensors, electronic flow rate measurement 2-20 l/min. Power cord for 230 V socket, 3 m long.	G 3/4" M G 1" M Cu 18 Cu 22 Cu 28	17726 17902 18117 17903 17904
	CSE SOL G SRS1 T pump station with a Grundfos UPM3 Hybrid 7m pump, 2 sensors, mechanical flowmeter. Power cord for 230 V socket, 3 m long.	2-12 l/min, G 3/4" M	18969
		8-28 l/min, G 1" M	18960
	<b>RegulusSOL Single-line Solar Pump Stations with controller SRS1 T with socket for el. heating element</b>		
		<b>heating element controlled by a heating controller</b>	<b>Code</b>
CSE SOL W SRS1 T-E pump station with a Wilo PARA ST 25/7 iPWM2 pump, for an ETT-N el. heating element, 3 sensors, electronic flow rate measurement 2-20 l/min. Power cord for 230 V socket, 3 m long.		G 3/4" M	16955
		G 1" M	17318
		Cu 18	18118
		Cu 22	16956
Cu 28	17319		
CSE SOL G SRS1 T-E pump station with a Grundfos UPM3 Hybrid 7m pump, for an ETT-N el. heating element, 3 sensors, mechanical flowmeter. Power cord for 230 V socket, 3 m long.	2-12 l/min, G 3/4" M	18970	
	8-28 l/min, G 1" M	18962	
	<b>heating element controlled by a heating controller and blocked by Ripple control</b>	<b>Code</b>	
	CSE SOL W SRS1 T-E HDO pump station with a Wilo PARA ST 25/7 iPWM2 pump, for an ETT-N el. heating element, 3 sensors, electronic flow rate measurement 2-20 l/min. Power cord for 230 V socket, 3 m long. Connection cable for wiring controlled by Ripple control.	G 3/4" M	17350
		G 1" M	17349
		Cu 22	17351
		Cu 28	17352
CSE SOL G SRS1 T-E HDO pump station with a Grundfos UPM3 Hybrid 7m pump, for an ETT-N el. heating element, 3 sensors, mechanical flowmeter. Power cord for 230 V socket, 3 m long. Connection cable for wiring controlled by Ripple control.	2-12 l/min, G 3/4" M	18968	
8-28 l/min, G 1" M	18964		
	2.0 kW heating element with thermostatic head, length incl. thread 350 mm, non-heating end 180 mm long, w. 5m cable with a dedicated connector to plug in CSE SOL W SRS1 T-E (HDO)		16942
	3.0 kW heating element with thermostatic head, length incl. thread 450 mm, non-heating end 180 mm long, w. 5m cable with a dedicated connector to plug in CSE SOL W SRS1 T-E (HDO)		16943
	Connector for socket in CSE SOL W SRS1 T-E Pump Station		16940
<b>RegulusSOL Single-line Solar Pump Stations with controller SRS1 T with potential-free socket</b>		<b>Code</b>	
	CSE SOL W SRS1 T-K pump station with a Wilo PARA ST 25/7 iPWM2 pump, for switching an aux. heat source via a potential-free contact, 3 sensors, electronic flow rate measurement 2-20 l/min. Power cord for 230 V socket, 3 m long and a cable for boiler switching.	G 3/4" M	17899
		G 1" M	17898
		Cu 18	18119
		Cu 22	17900
	Cu 28	17901	
CSE SOL G SRS1 T-K pump station with a Grundfos UPM3 Hybrid 7m pump, for switching an aux. heat source via a potential-free contact, 3 sensors, mechanical flowmeter. Power cord for 230 V socket, 3 m long and a cable for boiler switching.	2-12 l/min, G 3/4" M	18971	
	8-28 l/min, G 1" M	18966	

<b>RegulusSQL Single-line Solar Pump Stations without controller</b>			<b>Code</b>
	CSE SOL W P pump station with a Wilo PARA ST 25/7 iPWM2 pump, for PWM controlled controllers, mechanical flowmeter. Power cord for 230 V socket, 3 m long.	2-12 l/min G 3/4" M	17155
		8-28 l/min G 1" M	17325
	CSE SOL G P pump station with a Grundfos UPM3 Hybrid 7m pump for controllers with PWM control or 230V switching, mechanical flowmeter. Power cord for 230 V socket, 3 m long.	2-12 l/min, G 3/4" M	18958
		8-28 l/min, G 1" M	18957
	S1 Solar 1 pump station with a Grundfos UPM3 Hybrid 7m pump for controllers with PWM control or 230V switching, mechanical flowmeter.	2-12 l/min G 3/4" M	14861
		8-28 l/min G 1" M	14865
	PWM module (only for PWM control by IR 12 controllers)		17838
<b>Twin-Line Pump Station with SRS2 TE Controller permitting switching an aux. heat source and a circulation pump</b>			<b>Code</b>
	S2 SRS2 TE Pump Station with a Wilo Yonos Para ST 25/7 pump, 3 sensors, air separator, mechanical flowmeter. Power cord for 230 V socket, 1.5 m long.	2-12 l/min, G 3/4" M	15045
<b>Twin-Line Pump Stations with SRS3 E Controller e.g. for two solar consumers or two collector arrays</b>			<b>Code</b>
	S2 SRS3 E pump station with a Wilo Yonos Para ST 25/7 pump, 3 sensors, air separator, mechanical flowmeter. Power cord for 230 V socket, 1.5 m long.	2-12 l/min, G 3/4" M	14860
		2-12 l/min, Cu 22x1	14872
<b>Twin-Line Pump Station with SRS6 EP Controller e.g. for three solar consumers or two collector arrays</b>			<b>Code</b>
	S2 SRS6 EP pump station with a Wilo Yonos Para ST 25/8 iPWM2 pump, 3 sensors, air separator, VFS electronic flowmeter (enables exact heat measurement). Power cord for 230 V socket, 1.5 m long.	2-40 l/min, G 1" M	14875
<b>Twin-Line Pump Stations without controller</b>			<b>Code</b>
	S2 Solar 3 pump station with a Grundfos UPM3 Hybrid 7m pump for controllers with PWM control or 230V switching, air separator, mechanical flowmeter.	2-12 l/min G 3/4" M	14866
		8-28 l/min G 1" M	14867
	S2 Solar 2 pump station with a Stratos Para 25/1-8 pump, for controllers with 0-10 V control or 230V switching, with a SSM error output and a mechanical flowmeter. Suitable for large solar thermal systems.	20-70 l/min, G 6/4" M	14868
<b>Accessories to connect a safety valve pipe</b>			<b>Code</b>
	Straight Compression Fitting for Cu22 pipe		7629
	Compression fitting adaptor, Cu 22 x G 3/4" M (with enlarged sealing area at the M thread)		13695

H  
P

S  
O  
L

H  
R  
V

A  
C  
C

E  
H  
E

E  
V

C  
O  
N

B  
P  
C

H  
S  
C










P  
I

C  
H





F  
A  
L

F  
P  
P

H  
P  
S  
L  
H  
R  
V  
A  
C  
C  
E  
E  
E  
E  
V  
C  
O  
N  
B  
P  
C  
H  
S  
C  
P  
I  
C  
H  
F  
A  
L  
F  
P  
P  
P

Antifreeze fluid for Regulus solar collectors		
 	<b>» SOLARTEN SUPER is a fluid based on mono propylene glycol. Extended warranty for Regulus flat plate collectors is valid only when this fluid is used.</b>	<b>Code</b>
	Solarten super, 5 l packaging	10109
	Solarten super, 10 l packaging	10110
	Solarten super, 25 l packaging	10069
	Solarten super, 60 l packaging	10111
	Solarten super, 200 l packaging	x 10112
 	<b>» SOLARTEN HT is a fluid based on heavy glycols with a low freezing point for thermally highly stressed solar thermal systems. It must not be mixed with Solarten Super fluid. Extended warranty for Regulus evacuated-tube collectors is valid only when this fluid is used.</b>	<b>Code</b>
	Solarten HT, 5 l packaging	14951
	Solarten HT, 10 l packaging	14095
	Solarten HT, 25 l packaging	14096
	Solarten HT, 60 l packaging	14952
	Solarten HT, 200 l packaging	x 14953
Accessories for handling antifreeze fluid		
    	Refractometer - for measurements of antifreeze fluid properties in solar systems	6933
	Manual filling pump for solar thermal systems	15111
	Manual filling pump with 600 ml container to fill fluid into solar thermal systems and cleaning/protective chemicals to heating systems	15054
	Electric filing pump for filling solar systems from a 25 l plastic container, DIN61 conn. thread	9688
	Filling push cart for solar systems, 1.1 kW power consumption. Max. volume flow 60 l/min., max. working pressure 5 bar	9561

x - on order

<b>SOLARFLEX A - DUO, pre-insulated twinway stainless-steel tubes with cable in EPDM insulation, for solar systems with insulation surface protection only</b>			
	<b>insulation thickness of 13 mm</b>	<b>Code</b>	
	Twinway DN 16 stainless-steel tube, 10 m, incl. 4 nuts with lock rings and rim nipple	9916	
	Twinway DN 16 stainless-steel tube, 15 m, incl. 4 nuts with lock rings and rim nipple	9619	
	Twinway DN 16 stainless-steel tube, 50 m	10564	
	Twinway DN 20 stainless-steel tube, 10 m, incl. 4 nuts with lock rings and rim nipple	9917	
	Twinway DN 20 stainless-steel tube, 15 m, incl. 4 nuts with lock rings and rim nipple	9620	
	Twinway DN 20 stainless-steel tube, 50 m	10565	
<b>SOLARFLEX A - MONO, pre-insulated single stainless-steel pipe in EPDM insulation, for solar systems with insulation surface protection only</b>			
	<b>insulation thickness of 13 mm</b>	<b>Code</b>	
	DN 16 stainless-steel pipe, 10 m, incl. 4 nuts with lock rings and rim nipple	12899	
	DN 16 stainless-steel pipe, 20 m, incl. 4 nuts with lock rings and rim nipple	12900	
	DN 16 stainless-steel pipe, 30 m, incl. 4 nuts with lock rings and rim nipple	12901	
	DN 16 stainless-steel pipe, 50 m	12902	
	DN 20 stainless-steel pipe, 10 m, incl. 4 nuts with lock rings and rim nipple	12903	
	DN 20 stainless-steel pipe, 20 m, incl. 4 nuts with lock rings and rim nipple	12904	
	DN 20 stainless-steel pipe, 30 m, incl. 4 nuts with lock rings and rim nipple	12905	
	DN 20 stainless-steel pipe, 50 m	12906	
	<b>insulation thickness of 19 mm</b>	<b>Code</b>	
	DN 16 stainless-steel pipe, 10 m, incl. 4 nuts with lock rings and rim nipple	12911	
	DN 16 stainless-steel pipe, 20 m, incl. 4 nuts with lock rings and rim nipple	12912	
	DN 16 stainless-steel pipe, 30 m, incl. 4 nuts with lock rings and rim nipple	12913	
	DN 16 stainless-steel pipe, 50 m	12914	
	DN 20 stainless-steel pipe, 10 m, incl. 4 nuts with lock rings and rim nipple	12915	
	DN 20 stainless-steel pipe, 20 m, incl. 4 nuts with lock rings and rim nipple	12916	
	DN 20 stainless-steel pipe, 30 m, incl. 4 nuts with lock rings and rim nipple	12917	
	DN 20 stainless-steel pipe, 50 m	12918	
	<b>Flexible stainless steel tubes, uninsulated, for solar appl.</b>		<b>Code</b>
	Stainless-steel pipe, DN 16 - sold by the meter	14701	
	Stainless-steel pipe, DN 16 - 5m	16386	
	Stainless-steel pipe, DN 16 - 10 m	16387	
	Stainless-steel pipe, DN 16 - 15 m	16388	
	Stainless-steel pipe, DN 20 - sold by the meter	14709	
	Stainless-steel pipe, DN 20 - 5m	16389	
	Stainless-steel pipe, DN 20 - 10 m	16390	
	Stainless-steel pipe, DN 20 - 15 m	16391	
<b>Accessories to SOLARFLEX A stainless steel pipes</b>		<b>Code</b>	
	Set of 4 nuts, lock rings, gaskets and rim nipple	DN 16	9644
		DN 20	9645
	Lock rings	DN 16	8802
		DN 20	8803
	3/4" nut	DN 16	8799
	1" nut	DN 20	8800
	Rim nipple 3/4" M (male/male)	DN 16	6970
	Rim nipple 1" M (male/male)	DN 20	6969
	Wall clamps for twinway stainless-steel pipe – set of 4	DN 16 - 20	9641
	Wall clamps for single stainless-steel pipe – set of 4	DN 16 - 20	12932

H  
P

S  
O  
L

H  
R  
V

A  
C  
C

E  
E  
E

E  
V

C  
O  
N

B  
P  
C

H  
S  
C

P  
I

C  
H

F  
A  
L

F  
P  
P

H  
P  
S  
O  
L  
H  
R  
V  
A  
C  
C  
E  
H  
E  
E  
V  
C  
O  
N  
B  
P  
C  
H  
S  
C  
P  
I  
C  
H  
F  
A  
L  
F  
P  
P  
P

Central Heat Recovery Ventilation Units - vertical		Code
	Sentinel Kinetic B - Central HRV unit, incl. integrated control unit and summer by-pass, 125 mm spigot diam., max. ventilation capacity 275 m <sup>3</sup> /h,	10176
	Sentinel Kinetic B Plus - Central HRV unit, incl. integrated control unit, humidistat and summer by-pass, 150 mm spigot diam., max. ventilation capacity 490 m <sup>3</sup> /h	10335
	Sentinel Kinetic Advance S - Central HRV unit, incl. integrated control unit with touch screen, humidistat, integrated summer by-pass, 125 mm spigot diam., max. ventilation capacity 414 m <sup>3</sup> /h	16487
	Sentinel Kinetic Advance S ENT - variant with enthalpy heat exchanger, incl. integrated control unit with touch screen, integrated humidistat & summer by-pass, 125 mm spigot diam., max. ventilation capacity 414 m <sup>3</sup> /h	17601
	Sentinel Kinetic Advance SX - Central HRV unit, incl. integrated control unit with touch screen, humidistat, integrated summer by-pass, WiFi module, air flowrate sensors permitting precise adjustment, 125 mm spigot diam., max. ventilation capacity 414 m <sup>3</sup> /h	16488
Central Heat Recovery Ventilation Units - horizontal		Code
	HR 100R - Central HRV unit for apartments, installation on a base (access from above), 160 mm unit height, 98 mm spigot diam., max. ventilation capacity 66 m <sup>3</sup> /h	7483
	HR 100Rs - Central HRV unit for apartments, under ceiling design, 160 mm unit height, 98 mm spigot diam., max. ventilation capacity 66 m <sup>3</sup> /h	10308
	Sentinel Kinetic Horizontal 200ZPH - Central HRV unit for apartments, incl. room unit, integrated humidity sensor, summer by-pass, under-ceiling design, 200 mm unit height, rectangular spigots (204 x 60 mm), max. ventilation capacity 168 m <sup>3</sup> /h	16709
	Sentinel Totus <sup>2</sup> D-ERV MINI - Central HRV unit for large buildings, incl. integrated control unit, summer by-pass, frost protection, 250 mm spigot diam., max. ventilation capacity 756 m <sup>3</sup> /h	x 12234
	Sentinel Totus <sup>2</sup> D-ERV MIDI - Central HRV unit for large buildings, incl. integrated control unit, summer by-pass, frost protection, rectangular spigots (400x250 mm), ventilation capacity 1332 m <sup>3</sup> /h	x 12236
	Sentinel Totus <sup>2</sup> D-ERV MAXI - Central HRV unit for large buildings, incl. integrated control unit, summer by-pass, frost protection, 400 mm spigot diam., max. ventilation capacity 2124 m <sup>3</sup> /h	x 12238

x - upon order



Local Heat Recovery Ventilation Units		Code
	HR 30W - for wall thickness up to 280 mm Single-room HRV unit	6954
	HR 100W - for wall thickness up to 280 mm Single-room HRV unit	6955
	EXT 100 - for walls 280-500 mm thick Extension for HR30W and HR100W HRV units	6956
Accessories to HRV units		Code
	Remote control with 15m cable, for Sentinel Kinetic B	10757
	Wireless boost switch for Sentinel Kinetic B	10756
	Humidity sensor for Sentinel Kinetic B	10177
	CO <sub>2</sub> sensor for Sentinel Kinetic	11852
	0-10V Module for Sentinel Kinetic Advance	16607
	Docking station for Advance unit control module, incl. 15 m cable	16609
	Voltage-free Extension Module (4 inputs) for Sentinel Kinetic Advance	16610
	Extension Module (2 inputs 230 V) for Sentinel Kinetic Advance	16611
	WiFi Module for Sentinel Kinetic Advance S (in SX included in supply)	16608
	Connection Kit - Sentinel Kinetic B + IR Controller	17459
	Connection Module - Sentinel Kinetic B to IR via CIB - 2-wire connection	17786
	Connection Module - Sentinel Kinetic Advance to IR via CIB - 2-wire connection	17787
	HR-S Mechanical humidistat, 35-95 % RH	14334
	Single Pole Circuit Breaker, interrupts N line, 3A, char.D	9532
	Insulation for HR100 Heat Recovery Unit	11767
	Insulation for HR100RS Heat Recovery Unit	11768
	Cleaning spray for HRV units and ducts	10686

H  
P

S  
O  
L

H  
R  
V

A  
C  
C

E  
H  
E

E  
V

C  
O  
N

B  
P  
C

H  
S  
C





P  
I





C  
H








F  
A  
L

F  
P  
P

H  
P  
S  
O  
L  
H  
R  
V  
A  
C  
C  
E  
H  
E  
E  
V  
C  
O  
N  
B  
P  
C  
H  
S  
C  
P  
I  
C  
H  
F  
A  
L  
F  
P  
P  
P

Spare Parts for HRV units		Code
	Filter textile for HR30W and HR100W	9001
	Filter textile for HR100R	8136
	Filter textile for Sentinel Kinetic B - set of two G3 filters	13323
	Filter textile for Sentinel Kinetic B - set of two F5 pollen filters	13324
	Filter textile for Sentinel Kinetic B Plus - set of two G3 filters	13325
	Filter textile for Sentinel Kinetic B Plus - set of two F5 pollen filters	13326
	Spare filter for Sentinel Kinetic B - set of two G3 filters	17026
	Spare filter for Sentinel Kinetic B - set of two F5 pollen filters	17572
	Spare filter for Sentinel Kinetic B Plus - set of two G3 filters	17028
	Spare filter for Sentinel Kinetic B Plus - set of two F5 pollen filters	17573
	Spare filter for Sentinel Kinetic Advance - set of two G3 filters	16891
	Spare filter for Sentinel Kinetic Advance - set of two F5 pollen filters	16892
	Filter for Sentinel Kinetic Advance HRV unit – one F5 pollen bag filter	17024
	Filter for Sentinel Kinetic Advance HRV unit – one F7 pollen bag filter	17025
	Spare filter for Sentinel Kinetic Horizontal - set of two G3 filters	17030
	Spare filter for Sentinel Totus MIDI - set of two G4 filters	18038
	Spare filter for Sentinel Totus MAXI - set of two G4 filters	18039

Air duct heaters and exchangers		Code
	Electric air duct heater, 0.4 kW, DN 125 incl. adjust. and high limit thermostats, 3 m cable	14059
	Electric air duct heater, 0.6 kW, DN 150 incl. adjust. and high limit thermostats, 3 m cable	14796
	HDW 150 air duct heater spigot diam. 150 mm., max. airflow rate 400 m <sup>3</sup> /h 2.8 kW output (at 300 m <sup>3</sup> /h airflow, incoming water temperature of 60°C and incoming air temperature of 0°C)	18642
	Air heater/cooler MKW 150, condensate discharge, drop eliminator, spigot diam. 150 mm, for max. airflow rate 300 m <sup>3</sup> /h, 1.6 kW cooling output (at 300 m <sup>3</sup> /h airflow, incoming water temperature of 7°C and incoming air temperature of 28°C), 2 kW heating output (at 300 m <sup>3</sup> /h airflow, incoming water temperature of 50°C and incoming air temperature of 15°C)	18139
	Insulation kit for MKW 150 air heater/cooler	18269

Round hoses		Diam.	Code
	Single-layer flexible hose in Al, 5 m	100 mm	7743
		125 mm	7589
		150 mm	7886
	Thermally insulated flexible hose in Al, 10 m	102 mm	8000
		127 mm	7887
		152 mm	7888
		203 mm	8037
	Saniflex anti-bacterial flexible plastic hose, thermally insulated, 10 m	127 mm	16068
Shaped pieces		Diam.	Code
	Male coupler	100 mm	8854
		125 mm	7894
		150 mm	7895
	Duct reducer	125/100 mm	7896
		150/100 mm	16653
		150/125 mm	7897
		200/150 mm	7904
	T-piece	100/100 mm	7769
		125/100 mm	7721
		125/125 mm	7889
		150/100 mm	7890
		150/125 mm	7908
		150/150 mm	7891
Components		Diam.	Code
	Butterfly damper	100 mm	7898
		125 mm	7899
		150 mm	7900
	Non-return damper, airtight	100 mm	7771
		125 mm	10872
		150 mm	11565
	Duct muffler, 175 x 175 x 600 mm	125 mm	16646
Accessories			Code
	Aluminum hose band, 50 mm x 50 m x 0.3 mm, up to 120 °C		11515
	Quick-lock hose band, 30 m, in roll		9209
	Clamp for quick-lock hose band	1 pcs	9210
		50 pcs	17061

H  
P

S  
O  
L

H  
R  
V

A  
C  
C

E  
H  
E

E  
V

C  
O  
N

B  
P  
C

H  
S  
C

P  
I






















C  
H

F  
A  
L

F  
P  
P


















H  
P  
S  
O  
L  
H  
R  
V  
A  
C  
C  
E  
H  
E  
E  
V  
C  
O  
N  
B  
P  
C  
H  
S  
C  
P  
I  
C  
H  
F  
A  
L  
F  
P  
P












Round EPP Air Ducts		Diam.	Code
	Round EPP Duct, 0,5 m	125 mm	18064
		150 mm	18065
	Round EPP Duct, 1 m	125 mm	18066
		150 mm	18067
	90° EPP Elbow	125 mm	18068
		150 mm	18069
	45° EPP Elbow	125 mm	18070
		150 mm	18071
	EPP Coupler	125 mm	18072
		150 mm	18073
Round Plastic Air Ducts		Diam.	Code
	Round Plastic Duct, 1 m	100 mm	8852
		125 mm	8039
		150 mm	16731
	90° Plastic elbow	100 mm	18164
		125 mm	18165
		150 mm	18166
	45° Plastic elbow	100 mm	18167
		150 mm	18168
	Plastic T-piece	100 mm	18161
		125 mm	18162
		150 mm	18163
	Plastic coupler	100 mm	18169
		125 mm	18170
	Plastic duct reducer	150 mm	18171
		100 mm	18172
		150 mm	18173
Flexible Highly Resistant Air Duct in HDPE			Code
	Flexible Air Duct in HDPE, antibacterial, diam. 75, 50 m		15731
	Flexible Air Duct in HDPE, antibacterial, diam. 75, 10 m		16164
	Plastic Air Distribution Box, 2x75/125		18773
	Plastic Air Distribution Box, angled, 2x75/125, pipe length 0,25 m		18770
	Plastic Air Distribution Box, angled (2+2+2+2)x75/125		18772
	Plastic Air Distribution Box, angled (4+2+4+2)x75/125		18771

Accessories to Air Duct in HDPE		Code
	Air Distribution Box, angled, 3x75/125	15733
	Air Distribution Box, angled, (1+3+1)x75/125	16536
	Air Distribution Box, angled, (2+4+2)x75/125	16537
	Air Distribution Box, angled, (2+4+2)x75/150	16538
	Air Distribution Box (1+3+1)x75/60x200	16540
	Air Distribution Box (2+4+2)x75/60x200	16539
	Extension for Air Distribution Box – 0.5m long	125 mm 150 mm
	Butterfly damper diam. 75	16730
	Bend, 90°	15739
	Duct Reducer, 100/75	15740
	Duct Reducer, 125/75	15741
	Duct Reducer, angled, 125/75	16541
	Plastic Ceiling Outlet, 125/75	16173
	Flexible Air Duct Coupler	15742
	Support for Air Duct	15752
	Heat Shrink Sleeve for air ducts	15749
	Seal between an air duct and distribution box	15748
	Seal between an air duct and coupler	15747
	DUCT Adhesive Tape, PE - 50 mm x 50 m x 0.15 mm, up to 60°C	16654
	TALE Adhesive tape, AL - 50 mm x 50 m x 0.3 mm, up to 120°C	16655
	Air Distribution Box Plug	15751
	Air Duct Plug	15750



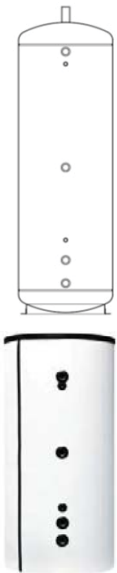

H  
P  
  
S  
O  
L  
  
H  
R  
V  
  
A  
C  
C  
C  
  
E  
H  
E  
  
E  
V  
  
C  
O  
N  
Z  
  
B  
P  
C  
  
H  
S  
C  
  
P  
I  
  
C  
H  
  
F  
A  
L  
  
F  
P  
P  
P

H  
P  
S  
O  
L  
H  
R  
V  
A  
C  
C  
E  
H  
E  
E  
V  
C  
O  
N  
B  
P  
C  
H  
S  
C  
P  
I  
C  
H  
F  
A  
L  
F  
P  
P  
28

Square plastic pipes		Code
	Square plastic pipes 60x200 mm, 1.5 m	7906
	Square plastic coupling 60x200 mm	7909
	Elbow plastic adapter, square to round, 60x200/100 mm	8243
	Elbow plastic adapter, square to round, 60x200/125 mm	7910
	Square to round plastic adapter, 60x200/100 mm	18160
	Square to round plastic adapter, 60x200/125 mm	7911
	90° horizontal plastic elbow 60x200 mm	7912
	45° horizontal plastic elbow, with divisible segments, 60x200 mm	9744
	45° horizontal plastic elbow, no divisible segments, 60x200mm	18557
	90° vertical plastic elbow 60x200 mm	8045
	45° vertical plastic elbow 60x200 mm	18157
	T-piece plastic 60x200 mm	7913
	Drop down section plastic	18158
	Horizontal ventilation plastic grille, 60x200 mm, enlarged cover frame	11754
	Plastic ventilation grille, horizontal, 60x200 mm, frame into a coupling	18578
	Vertical ventilation plastic grille, 60x200 mm	18159
	Air duct bracket, 60x200 mm	14255


Plastic air disc valves, for indoor		Diam.	Code
      	Air duct inlet / outlet disc valve	100 mm	7901
		125 mm	7902
	G2 Filter set for disc valves 7901, 7902	100 mm	18619
		125 mm	18620
	Designer air disc valve, small	125 mm	18766
	Designer air disc valve, big – lacquered aluminium	125 mm	18767
	Designer air disc valve, square – lacquered aluminium	125 mm	18768
	Shield for designer air disk valve		18769
	Round plastic grille, anti-insect net	80-125 mm	9002
Plastic air disc valves, for outdoor		Diam.	Code
   	Round grille, insect mesh, stainless steel	100 mm	16647
		125 mm	16648
		150 mm	16649
	Round grille, bull nose, insect mesh, stainless steel	100 mm	16650
		125 mm	16651
		150 mm	16652
	Inlet/outlet Terminal	125 mm	175
	Pitched-roof flashing, workable Al sheet	125 mm	8014

H  
P  
S  
O  
L  
H  
R  
V  
A  
C  
C  
E  
H  
E  
E  
V  
C  
O  
N  
B  
P  
C  
H  
S  
C  
P  
I  
C  
H  
F  
A  
L  
F  
P  
P  
P

<b>Wall-hung Thermal Stores for heating/cooling, PS Z series, 4 connections G 1", one connection G 6/4" for el. heating element</b>		<b>Code</b>	
	PS 80 Z, 470 mm diam., 865 mm high, 77 l, en. effic. class C*, wall-hung, for heating, insulation	18754	
	PS 80 ZC, 470 mm diam., 865 mm high, 77 l, en. třída C*, en. effic. class C*, wall-hung, for heating/cooling, insulation	18932	
<b>PS ES+ Thermal Stores, 4 G 6/4" connections</b>		<b>Code</b>	
	PS 600 ES+, 650/850 mm diam., 1935 mm high, 560 l	15527	
	PS 900 ES+, 790/990 mm diam., 1975 mm high, 860 l	15530	
	PS 1100 ES+, 850/1050 mm diam., 2080 mm high, 1037 l	15956	
	<b>Insulation Sets for PS ES+ - S-II soft insulation with PUR leather, incl. top and bottom insulation</b>		<b>Code</b>
	S-II insulation for PS 600 ES+ thermal store	16333	
S-II insulation for PS 900 ES+ thermal store	16340		
S-II insulation for PS 1100 ES+ thermal store	16348		
<b>PS E+ Thermal Stores, 5 G 6/4" connections</b>		<b>Code</b>	
	PS 500 E+, 600/800 mm diam., 1915 mm high, 473 l, en.effic.class C*	14754	
	PS 750 E+, 750/950 mm diam., 1975 mm high, 756 l	15212	
	PS 1000 E+, 800/1000 mm diam., 2080 mm high, 927 l	15851	
	PS 1100 E+, 850/1050 mm diam., 2080 mm high, 1038 l	15215	
	PS 1250 E+, 950/1150 mm diam., 2065 mm high, 1260 l	15992	
	<b>Insulation Sets for PS E+ - S-II soft insulation with PUR leather, incl. top and bottom insulation</b>		<b>Code</b>
	S-II insulation for PS 500 E+ thermal store	16330	
S-II insulation for PS 750 E+ thermal store	16338		
S-II insulation for PS 1000 E+ thermal store	16344		
S-II insulation for PS 1100 E+ thermal store	16347		
S-II insulation for PS 1250 E+ thermal store	16351		
<b>PS K+ Thermal Stores (reduced height), 9 G 6/4" connections</b>		<b>Code</b>	
	PS 400 K+, 600/800 mm diam., 1665 mm high, 403 l, en.effic.class C*	15285	
	PS 500 K+, 650/850 mm diam., 1685 mm high, 477 l, en.effic.class C*	15288	
	PS 600 K+, 700/900 mm diam., 1705 mm high, 560 l	15291	
	PS 700 K+, 790/990 mm diam., 1725 mm high, 737 l	15294	
	PS 900 K+, 850/1050 mm diam., 1765 mm high, 861 l	15297	
	PS 1100 K+, 950/1150 mm diam., 1815 mm high, 1085 l	16119	
	<b>Insulation Sets for PS K+ - S-II soft insulation with PUR leather, incl. top and bottom insulation</b>		<b>Code</b>
S-II insulation for PS 400 K+ thermal store	16328		
S-II insulation for PS 500 K+ thermal store	16331		
S-II insulation for PS 600 K+ thermal store	16334		
S-II insulation for PS 700 K+ thermal store	16336		
S-II insulation for PS 900 K+ thermal store	16341		
S-II insulation for PS 1100 K+ thermal store	16349		

Tank diameter is without/with soft insulation. \* energy efficiency class of tank with insulation



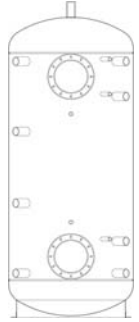
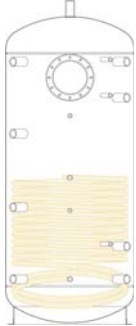

PS N+ Thermal Stores, 9 G 6/4" connections		Code
	PS 200 N+, 450/650 mm diam., 1351 mm high, 181 l, en.effic.class C*	14717
	PS 300 N+, 550/750 mm diam., 1405 mm high, 280 l, en.effic.class C*	14720
	PS 400 N+, 550/750 mm diam., 1905 mm high, 397 l, en.effic.class C*	13783
	PS 500 N+, 600/800 mm diam., 1915 mm high, 474 l, en.effic.class C*	14723
	PS 600 N+, 650/850 mm diam., 1935 mm high, 560 l	15135
	PS 700 N+, 700/900 mm diam., 1955 mm high, 656 l	15138
	PS 800 N+, 800/1000 mm diam., 1845 mm high, 804 l	15141
	PS 900 N+, 790/990 mm diam., 1975 mm high, 860 l	15144
	PS 1000 N+, 800/1000 mm diam., 2080 mm high, 927 l	15147
	PS 1100 N+, 850/1050 mm diam., 2080 mm high, 1040 l	15150
	PS 1500 N+, 1100/1300 mm diam., 1885 mm high, 1504 l	15153
	PS 2000 N+, 1250/1450 mm diam., 1955 mm high, 2005 l	15156
	PS 3000 N25, 1500/1700 mm diam., 2040 mm high, 3022 l, 9 G 2.5" connections	x 14454
	PS 4000 N25, 1600/1800 mm diam., 2355 mm high, 3991 l, 9 G 2.5" connections	x 14457
	PS 5000 N25, 1600/1800 mm diam., 2855 mm high, 4989 l, 9 G 2.5" connections	x 14331
<b>Insulation Sets for PS N+ - S-II soft insulation with PUR leather, incl. top and bottom insulation</b>		<b>Code</b>
S-II insulation for PS 200 N+ thermal store		16326
S-II insulation for PS 300 N+ thermal store		16327
S-II insulation for PS 400 N+ thermal store		16329
S-II insulation for PS 500 N+ thermal store		16332
S-II insulation for PS 600 N+ thermal store		16335
S-II insulation for PS 700 N+ thermal store		16337
S-II insulation for PS 800 N+ thermal store		16339
S-II insulation for PS 900 N+ thermal store		16342
S-II insulation for PS 1000 N+ thermal store		16345
S-II insulation for PS 1100 N+ thermal store		16350
S-II insulation for PS 1500 N+ thermal store		16352
S-II insulation for PS 2000 N+ thermal store		16353
S-II insulation for PS 3000 N25 thermal store	x	16354
S-II insulation for PS 4000 N25 thermal store	x	16355
S-II insulation for PS 5000 N25 thermal store	x	16356
<b>Insulation Sets for cooling for PS N+, elastomere insulation, incl. top and bottom insulation</b>		<b>Code</b>
CC insulation for PS 200 N+ thermal store		16595
CC additional insulation for heating for PS 200 N+ thermal store		19008



Tank diameter is without/with soft insulation.  
 \* energy efficiency class of tank with insulation  
 x - upon order

H  
P  
S  
O  
L  
H  
R  
V  
A  
C  
C  
E  
H  
E  
E  
V  
C  
O  
N  
B  
P  
C  
H  
S  
C  
P  
I  
C  
H  
F  
A  
L  
F  
P  
P  
P

H  
P  
S  
O  
L  
H  
R  
V  
A  
C  
C  
E  
H  
E  
E  
V  
C  
O  
N  
B  
P  
C  
H  
S  
C  
P  
I  
C  
H  
F  
A  
L  
F  
P  
P  
32




Thermal Stores with 2 flanged openings (no flanges), 9 G 6/4" connections		Code
	PS2F 300 N+, 550/750 mm diam., 1405 mm high, 285 l, en.effic.class C*	14726
	PS2F 500 N+, 600/800 mm diam., 1915 mm high, 479 l, en.effic.class C*	14729
	PS2F 800 N+, 800/1000 mm diam., 1845 mm high, 809 l	15218
	PS2F 1000 N+, 800/1000 mm diam., 2080 mm high, 932 l	15221
	PS2F 1500 N+, 1100/1300 mm diam., 1885 mm high, 1509 l	15224
	PS2F 2000 N+, 1250/1450 mm diam., 1955 mm high, 2010 l	15227
	PS2F 3000 N25, 1500/1700 mm diam., 2040 mm high, 3027 l, 9 G 2.5" connections	x 14460
	PS2F 4000 N25, 1600/1800 mm diam., 2355 mm high, 3996 l, 9 G 2.5" connections	x 14463
	PS2F 5000 N25, 1600/1800 mm diam., 2855 mm high, 4994 l, 9 G 2.5" connections	x 14466
Insulation Sets for PS2F N+ - S-II soft insulation with PUR leather, incl. top and bottom insulation		Code
S-II insulation for PS2F 300 N+ thermal store	16357	
S-II insulation for PS2F 500 N+ thermal store	16358	
S-II insulation for PS2F 800 N+ thermal store	16359	
S-II insulation for PS2F 1000 N+ thermal store	16360	
S-II insulation for PS2F 1500 N+ thermal store	16361	
S-II insulation for PS2F 2000 N+ thermal store	16362	
S-II insulation for PS2F 3000 N25 thermal store	x 16363	
S-II insulation for PS2F 4000 N25 thermal store	x 16364	
S-II insulation for PS2F 5000 N25 thermal store	x 16365	
Thermal Stores with heat exchanger and flanged opening (no flange), 9 G 6/4" connections		Code
	PSWF 300 N+, 550/750 mm diam., 1405 mm high, 280 l, 1.5 sqm heat exchanger, en.effic.class C*	14732
	PSWF 500 N+, 600/800 mm diam., 1915 mm high, 472 l, 2,0 sqm heat exchanger, en.effic.class C*	14735
	PSWF 800 N+, 800/1000 mm diam., 1845 mm high, 807 l, 2,7 sqm heat exchanger	15230
	PSWF 1000 N+, 800/1000 mm diam., 2080 mm high, 930 l, 3,2 sqm heat exchanger	15232
	PSWF 1500 N+, 1100/1300 mm diam., 1885 mm high, 1498 l, 4,0 sqm heat exchanger	15234
	PSWF 2000 N+, 1250/1450 mm diam., 1955 mm high, 1996 l, 4,5 sqm heat exchanger	15236
	Insulation Sets for PSWF N+ - S-II soft insulation with PUR leather, incl. top and bottom insulation	
	S-II insulation for PSWF 300 N+ thermal store	16366
	S-II insulation for PSWF 500 N+ thermal store	16367
	S-II insulation for PSWF 800 N+ thermal store	16371
	S-II insulation for PSWF 1000 N+ thermal store	16368
	S-II insulation for PSWF 1500 N+ thermal store	16369
	S-II insulation for PSWF 2000 N+ thermal store	16370

Tank diameter is without/with insulation.

\* energy efficiency class of tank with insulation

x - upon order

Prices of PS2F Thermal stores do not include flanges. For flanges, see next page.

Flanges for thermal stores		Code
	Blind flange - d=312, no holes	6230
	Flange for finned copper heat exchanger (code 6150 to 6154) - d=312, 2xd=30-70	6231
	Flange for finned copper heat exchanger (code 6155 to 6157) - d=312, 2xd=39-90	6232
Finned copper tube heat exchangers, flange mount		Code
	Tube heat exchanger 0.6 sqm, d. 145x410mm, 3/4", 1 coil (for flange code 6231)	6150
	Tube heat exchanger 1.06 sqm, d. 145x420mm, 3/4", 1 coil (for flange code 6231)	6151
	Tube heat exchanger 1.8 sqm, d. 170x470mm, 3/4", 1 coil (for flange code 6231)	6152
	Tube heat exchanger 2.63 sqm, d. 190x600mm, 3/4", 1 coil (for flange code 6231)	6154
	Tube heat exchanger 3.15 sqm, d. 190x560mm, 1", 2 coils (for flange code 6232)	6157
	Tube heat exchanger 3.6 sqm, d. 190x630mm, 1", 2 coils (for flange code 6232)	6155
	Tube heat exchanger 4.5 sqm, d. 190x750mm, 1", 2 coils (for flange code 6232)	6156
Other accessories to thermal stores		Code
	Accessory Kit for PSxx N+ (thermometer, pressure gauge, safety valve, sheath)	17566
	Accessory Kit for PS E+ (thermometer, pressure gauge, safety valve)	17567
	Insulation in EPP to insulate not used (blinded) connections, 110 mm diam., 85 mm long	14818
	Plug 1/2" w. gasket (Asbestos-free)	7634
	Plug 1"	7691
	Plug 6/4"	7881
	Hex Nipple, 6/4" M/M	7627
	Reducing Hex Nipple, 6/4" x 1", M/M	8766
	Reducing Hex Nipple, 6/4" x 5/4", M/M	8767
	Reducer, 1/2" x 1/4" M/F for thermomanometers	16169
	Reducer, 6/4" x 1", M/F	7882
	T-piece set, 1" F/M with 7 x 9 x 45 mm sheath and spring	18650
	T-piece set with union nut 1" F/Fu with 7 x 9 x 45 mm sheath and spring	18651
	T-piece, 1/2" F x 1/4" F x 1/2" M for pressure gauge and 1/2" sheath installation	16170
	Single sheath, 7x9x45 mm, 1/2", brass	14879
	Single sheath, 7x9x60 mm, 1/2", brass	15746
	Single sheath, 7x9x100 mm, 1/2", brass	14880
	Single sheath, 7x9x120 mm, 1/2", brass	15745
	Single sheath, 7x9x160 mm, 1/2", brass	16590
	Single sheath, 7x9x180 mm, 1/2", brass	16591
	Single sheath, 7x9 x 200 mm, 1/2", brass	14881
	Sheath for 3 sensors, 15x17x100 mm, 1/2", brass	15744
	Sheath for 3 sensors, 15x17x130 mm, 1/2", brass	16592
	Sheath for 3 sensors, 15x17x230 mm, 1/2", brass	15743
	Sheath for 4 sensors, 15x17x120 mm, 1/2", brass	14882
	Spring to replace one sensor in multi-sensor sheath	9185
	Curly spring to fix sensor in sheath (for sheath for 3 or 4 sensors)	1497
	Capillary spring, small, 1/2", stainless steel	10845
Capillary spring, small, 1/2", stainless steel, 100 pcs	13563	
Capillary spring, big, 3/4", stainless steel	13557	
Capillary spring, big, 3/4", stainless steel, 100 pcs	13565	

H  
P

S  
O  
L

H  
R  
V

A  
C  
C

E  
H  
E

E  
V

C  
Z  
O

B  
P  
C

H  
S  
C

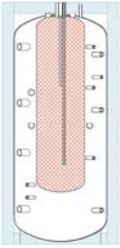

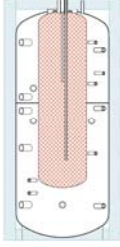

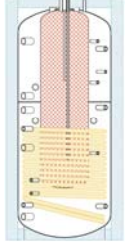

P  
I

C  
H

F  
A  
L

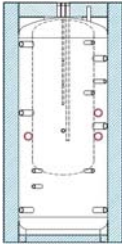
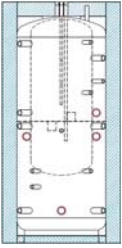
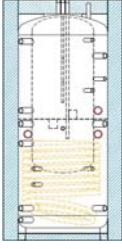

F  
P  
P

P  
H  
E  
S  
C  
L  
O  
L  
O  
S  
H  
E  
R  
V  
A  
C  
C  
E  
E  
E  
E  
V  
C  
O  
N  
Z  
B  
P  
C  
C  
H  
S  
C  
P  
I  
C  
H  
F  
A  
L  
F  
P  
P  
P

<b>DUO Thermal Stores with immersed DHW tank (intended for use with autom. boilers)</b>		<b>Code</b>
	DUO 390/130 diam. 550/750 mm, 1910 mm high, 387 l, energy effic. class C*	14198
	DUO 600/200 diam. 650/850 mm, 1935 mm high, 552 l	14201
	DUO 750/200 diam. 750/950 mm, 1980 mm high, 749 l	14204
	DUO 1000/200 diam. 800/1000 mm, 2080 mm high, 918 l	14210
	DUO 1700/200 diam. 1100/1300 mm, 2080 mm high, 1682 l	14213
	<b>Insulation sets for DUO – S-II fleece insulation with PUR leather surface, incl. top and bottom insulation</b>	
	S-II insulation for DUO 390/130 thermal store	16294
	S-II insulation for DUO 600/200 thermal store	16300
	S-II insulation for DUO 750/200 thermal store	16303
	S-II insulation for DUO 1000/200 thermal store	16255
	S-II insulation for DUO 1700/200 thermal store	16291
<b>DUO P Thermal Stores with immersed DHW tank and separating metal sheet (intended for use with heat pumps and manually loaded boilers)</b>		<b>Code</b>
	DUO 390/130 P diam. 550/750 mm, 1910 mm high, 386 l, energy effic. class C*	14071
	DUO 600/200 P diam. 650/850 mm, 1935 mm high, 551 l	14272
	DUO 750/200 P diam. 750/950 mm, 1980 mm high, 748 l	14274
	DUO 1000/200 P diam. 800/1000 mm, 2080 mm high, 917 l	14266
	DUO 1700/200 P diam. 1100/1300 mm, 2080 mm high, 1681 l	14268
	<b>Insulation sets for DUO P – S-II fleece insulation with PUR leather surface, incl. top and bottom insulation</b>	
	S-II insulation for DUO 390/130 P thermal store	16295
	S-II insulation for DUO 600/200 P thermal store	16301
	S-II insulation for DUO 750/200 P thermal store	16304
	S-II insulation for DUO 1000/200 P thermal store	16256
	S-II insulation for DUO 1700/200 P thermal store	16292
<b>DUO PR Thermal Stores with immersed DHW tank, separating metal sheet and heat exchanger (intended for use with solar thermal systems)</b>		<b>Code</b>
	DUO 390/130 PR diam. 550/750 mm, 1910 mm high, 383 l, 1.5 sqm heat exchanger, en. eff. class C*	14072
	DUO 600/200 PR diam. 650/850 mm, 1935 mm high, 534 l, 2.4 sqm heat exchanger	14219
	DUO 750/200 PR diam. 750/950 mm, 1980 mm high, 743 l, 2.5 sqm heat exchanger	14222
	DUO 1000/200 PR diam. 800/1000 mm, 2080 mm high, 913 l, 3.2 sqm heat exchanger	14125
	DUO 1700/200 PR diam. 1100/1300 mm, 2080 mm high, 1670 l, 4 sqm heat exchanger	14228
	<b>Insulation sets for DUO PR – S-II fleece insulation with PUR leather surface, incl. top and bottom insulation</b>	
	S-II insulation for DUO 390/130 PR thermal store	16296
	S-II insulation for DUO 600/200 PR thermal store	16302
	S-II insulation for DUO 750/200 PR thermal store	16305
	S-II insulation for DUO 1000/200 PR thermal store	16258
	S-II insulation for DUO 1700/200 PR thermal store	16293

Tank diameter is without/with insulation.

\* energy efficiency class of tank with insulation

DUO K Thermal Stores, reduced height, with immersed DHW tank		Code
	DUO 390/130 K diam. 600/800 mm, 1670 mm high, 399 l, energy effic. class C*	16070
	<b>Insulation sets for DUO K – S-II fleece insulation with PUR leather surface, incl. top and bottom insulation</b>	<b>Code</b>
	S-II insulation for DUO 390/130 K thermal store	16297
DUO K P Thermal Stores, reduced height, with immersed DHW tank and separating metal sheet		Code
	DUO 390/130 K P diam. 600/800 mm, 1670 mm high, 399 l, energy effic. class C*	16073
	DUO 750/160 K P diam. 790/990 mm, 1727 mm high, 710 l	16828
	<b>Insulation sets for DUO K P – S-II fleece insulation with PUR leather surface, incl. top and bottom insulation</b>	<b>Code</b>
	S-II insulation for DUO 390/130 K P thermal store	16298
	S-II insulation for DUO 750/160 K P thermal store	16830
DUO K PR Thermal Stores, reduced height, with immersed DHW tank, separating metal sheet and solar heat exchanger		Code
	DUO 390/130 K PR diam. 600/800 mm, 1670 mm high, 395 l, 1.5 sqm heat exchanger, energy effic. class C*	16077
	<b>Insulation sets for DUO K PR – S-II fleece insulation with PUR leather surface, incl. top and bottom insulation</b>	<b>Code</b>
	S-II insulation for DUO 390/130 K PR thermal store	16299
Accessories		Code
	Electronic anode rod for DUO 390/130 - 1700/200	13793
	Accessory Kit for DUO/HSK P (thermometer, pressure gauge, safety valve, air vent valve, sheath)	17568
	Accessory Kit for DUO/HSK PR/PV (thermometer, pressure gauge, safety valve, air vent valve, 2x sheath)	17569
	Safety Kit for hot water storage tanks up to 200 l (safety valve, non-return valve w. functional check, ball valve, drain valve, pressure gauge).	17387
	PTR valve pressure and temperature release valve for hot water storage tank protection against high pressure and overheating	7 bar, 92 °C 17240 10 bar, 92 °C 17241
	Connection Kit – PTR valve x DUO Thermal Stores	17525

Tank diameter is without/with insulation.  
\* energy efficiency class of tank with insulation

H  
P

S  
O  
L

H  
R  
V

A  
C  
C

E  
H  
E

E  
V

C  
O  
N

B  
P  
C

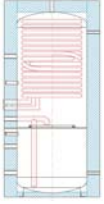
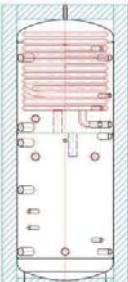

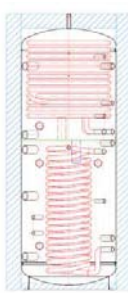

H  
S  
C

P  
I

C  
H

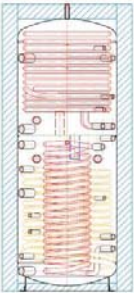


F  
A  
L

F  
P  
P

<b>HSK K P-B Thermal Store, reduced height, stainless-steel DHW heat exchanger, for installation with one 3-way valve (suitable for RegulusBOX)</b>		<b>Code</b>
	HSK 350 K P-B diam. 550/750 mm, 1655 mm high, 340 l, 6 sqm DHW heat exchanger	18628
	<b>Insulation Set for HSK K P-B - S-II fleece insulation with PUR leather surface, incl. top and bottom insulation</b>	<b>Code</b>
	S-II insulation for HSK 350 K P-B thermal store	18630
<b>HSK P Thermal Store with stainless-steel tube DHW heat exchanger and separating metal sheet</b>		<b>Code</b>
	HSK 390 P diam. 550/750 mm, 1905 mm high, 398 l, 6 sqm DHW heat exchanger, energy effic. class C*	13517
	HSK 600 P diam. 650/850 mm, 1935 mm high, 560 l, 6 sqm DHW heat exchanger	14175
	HSK 750 P diam. 750/950 mm, 1975 mm high, 760 l, 6 sqm DHW heat exchanger	14178
	HSK 1000 P diam. 800/1000 mm, 2080 mm high, 925 l, 6 sqm DHW heat exchanger	14555
	HSK 1700 P diam. 1100/1300 mm, 2075 mm high, 1687 l, 6 sqm DHW heat exchanger	14558
	<b>Insulation Sets for HSK P – S-II soft insulation with PUR leather surface, incl. top and bottom insulation</b>	<b>Code</b>
	S-II insulation for HSK 390 P thermal store	16318
	S-II insulation for HSK 600 P thermal store	16320
	S-II insulation for HSK 750 P thermal store	16323
	S-II insulation for HSK 1000 P thermal store	16310
	S-II insulation for HSK 1700 P thermal store	16314
<b>HSK PV Thermal Store with 2 stainless-steel tube DHW heat exchangers and separating metal sheet</b>		<b>Code</b>
	HSK 600 PV diam. 650/850 mm, 1935 mm high, 557 l, 6+3 sqm DHW heat exchangers	16158
	HSK 750 PV diam. 750/950 mm, 1975 mm high, 760 l, 6+3 sqm DHW heat exchangers	16177
	HSK 1000 PV diam. 800/1000 mm, 2080 mm high, 922 l, 6+3 sqm DHW heat exchangers	16180
	HSK 1700 PV diam. 1100/1300 mm, 2075 mm high, 1684 l, 6+3 sqm DHW heat exchangers	16183
	<b>Insulation Sets for HSK PV – S-II soft insulation with PUR leather surface, incl. top and bottom insulation</b>	<b>Code</b>
	S-II insulation for HSK 600 PV thermal store	16160
	S-II insulation for HSK 750 PV thermal store	16179
	S-II insulation for HSK 1000 PV thermal store	16312
	S-II insulation for HSK 1700 PV thermal store	16185

Tank diameter is without/with insulation.

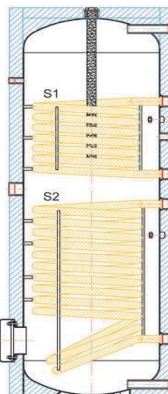
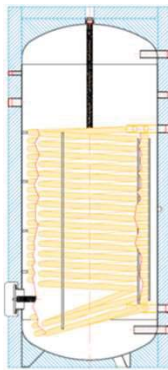
\* energy efficiency class of tank with insulation

HSK PR Thermal Store with stainless-steel DHW tube heat exchanger(s), separating metal sheet and solar HE (suitable for solar thermal systems)		Code	
	<b>HSK 390 PR</b> diam. 550/750 mm, 1905 mm high, 394 l, 6 sqm DHW heat exchanger, 1.5 sqm solar HE, energy effic. class C*	14172	
	<b>HSK 600 PR</b> diam. 650/850 mm, 1935 mm high, 553 l, 6+3 sqm DHW heat exchanger, 2.4 sqm solar HE	14187	
	<b>HSK 750 PR</b> diam. 750/950 mm, 1975 mm high, 753 l, 6+3 sqm DHW heat exchanger, 2.5 sqm solar HE	14190	
	<b>HSK 1000 PR</b> diam. 800/1000 mm, 2080 mm high, 916 l, 6+3 sqm DHW heat exchanger, 3.2 sqm solar HE	14012	
	<b>HSK 1700 PR</b> diam. 1100/1300 mm, 2075 mm high, 1676 l, 6+3 sqm DHW heat exchanger, 4.0 sqm solar HE	14013	
	<b>Insulation Sets for HSK PR – S-II soft insulation with PUR leather surface, incl. top and bottom insulation</b>		
	S-II insulation for HSK 390 PR thermal store	16319	
	S-II insulation for HSK 600 PR thermal store	16321	
	S-II insulation for HSK 750 PR thermal store	16324	
	S-II insulation for HSK 1000 PR thermal store	16311	
	S-II insulation for HSK 1700 PR thermal store	16315	
<b>Accessories to HSK thermal store</b>		Code	
	<b>Accessory Kit for DUO/HSK P</b> (thermometer, pressure gauge, safety valve, air vent valve, sheath)	17568	
	<b>Accessory Kit for DUO/HSK PR/PV</b> (thermometer, pressure gauge, safety valve, air vent valve, 2x sheath)	17569	
	<b>Safety Kit for hot water storage tanks up to 200 l</b> (safety valve, non-return valve w. functional check, ball valve, drain valve, pressure gauge).	17387	
	<b>PTR valve</b>	7 bar, 92 °C	17240
	pressure and temperature release valve for hot water storage tank protection against high pressure and overheating	10 bar, 92 °C	17241
<b>Connection Kit – PTR valve x HSK Thermal Stores</b>		17527	

Tank diameter is without/with insulation.



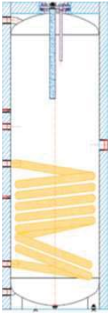


\* energy efficiency class of tank with insulation

P  
H  
E  
S  
L  
F  
O  
S  
R  
V  
A  
C  
C  
E  
E  
E  
V  
C  
N  
O  
B  
P  
C  
H  
S  
C  
P  
I  
C  
H  
F  
A  
L  
F  
P  
P  
P

<b>R0BC hot water storage tanks, incl. insulation</b>		<b>Code</b>
	R0BC 200, HW storage tank, enameled, 212 l, diam. 600 mm, 1265 mm high, en. ef. class C	10586
	R0BC 300 HW storage tank, enameled, 297 l, diam. 610 mm, 1710 mm high, en. ef. class C	10571
	R0BC 400 HW storage tank, enameled, 420 l, diam. 710 mm, 1690 mm high, en. ef. class C	10587
	R0BC 500 HW storage tank, enameled, 513 l, diam. 760 mm, 1780 mm high	8795
	R0BC 750 HW storage tank, enameled, 763 l, diam. 950 mm, 1870 mm high	10364
	R0BC 1000 HW storage tank, enameled, 885 l, diam. 950 mm, 2120 mm high	10365
	R0BC 1500 HW storage tank, enameled, 1494 l, diam. 1200 mm, 2285 mm high	x 16715
	R0BC 2000 HW storage tank, enameled, 2013 l, diam. 1300 mm, 2550 mm high	x 16716
	R0BC 2500 HW storage tank, enameled, 2508 l, diam. 1400 mm, 2680 mm high	x 10501
	R0BC 3000 HW storage tank, enameled, 2841 l, diam. 1400 mm, 2980 mm high	x 8901
<b>RBC hot water storage tanks with 1 heat exchanger, incl. insulation</b>		<b>Code</b>
	RBC 200 HW storage tank, enameled, 214 l, diam. 610 mm, 1265 mm high, en. ef. class C	3252
	RBC 300 HW storage tank, enameled, 297 l, diam. 610 mm, 1710 mm high, en. ef. class C	3253
	RBC 400 HW storage tank, enameled, 408 l, diam. 710 mm, 1655 mm high, en. ef. class C	6479
	RBC 500 HW storage tank, enameled, 515 l, diam. 760 mm, 1785 mm high, en. ef. class C	6480
	RBC 750 HW storage tank, enameled, 767 l, diam. 950 mm, 1870 mm high	4037
	RBC 1000 HW storage tank, enameled, 887 l, diam. 950 mm, 2120 mm high	4038
	RBC 1500 HW storage tank, enameled, 1492 l, diam. 1200 mm, 2285 mm high	x 16710
	RBC 2000 HW storage tank, enameled, 2006 l, diam. 1300 mm, 2550 mm high	x 16711
	RBC 2500 HW storage tank, enameled, 2509 l, diam. 1400 mm, 2680 mm high	x 12420
	RBC 3000 HW storage tank, enameled, 2841 l, diam. 1400 mm, 2980 mm high	x 8477
<b>R2BC hot water storage tanks with 2 heat exchangers, incl. insulation</b>		<b>Code</b>
	R2BC 200 HW storage tank, enameled, 213 l, diam. 610 mm, 1265 mm high, en. ef. class C	6481
	R2BC 300 HW storage tank, enameled, 299 l, diam. 660 mm, 1710 mm high, en. ef. class C	6482
	R2BC 400 HW storage tank, enameled, 420 l, diam. 710 mm, 1690 mm high, en. ef. class C	6483
	R2BC 500 HW storage tank, enameled, 514 l, diam. 760 mm, 1780 mm high, en. ef. class C	6484
	R2BC 750 HW storage tank, enameled, 762 l, diam. 950 mm, 1870 mm high	6485
	R2BC 1000 HW storage tank, enameled, 883 l, diam. 950 mm, 2120 mm high	5758
	R2BC 1500 HW storage tank, enameled, 1493 l, diam. 1200 mm, 2285 mm high	x 16712
	R2BC 2000 HW storage tank, enameled, 2007 l, diam. 1300 mm, 2550 mm high	x 16713
	R2BC 2500 HW storage tank, enameled, 2510 l, diam. 1400 mm, 2680 mm high	x 12432
	R2BC 3000 HW storage tank, enameled, 2841 l, diam. 1400 mm, 2980 mm high	x 8474
<b>RBC HP hot water storage tanks, upsized heat exchanger, incl. insul.</b>		<b>Code</b>
	RBC 200HP, HW storage tank, enameled, 205 l, diam. 610 mm, 1265 mm high heat exchanger surface 3 sqm, en. effic. class C	10534
	RBC 300 HP 3.2V - diam. 610 mm, 1710 mm high, 297 l, heat exchanger surface 3.2 sqm, en. effic. class C	18748
	RBC 300HP, HW storage tank, enameled, 299 l, diam. 610 mm, 1710 mm high heat exchanger surface 3.8 sqm, en. effic. class C	10535
	RBC 400HP, HW storage tank, enameled, 407 l, diam. 710 mm, 1655 mm high heat exchanger surface 5 sqm, en. effic. class C	10536
	RBC 500HP, HW storage tank, enameled, 509 l, diam. 760 mm, 1785 mm high heat exchanger surface 5.9 sqm, en. effic. class C	8546
	RBC 750HP, HW storage tank, enameled, 764 l, diam. 950 mm, 1870 mm high. heat exchanger surface 7.5 sqm	10537
	RBC 1000HP, HW storage tank, enameled, diam. 940 mm, 2120 mm high. heat exchanger surface 10 sqm (no 6/4" connection for electric heating element)	7883
	RBC 1500HP, HW storage tank, enameled, 1516 l, diam. 1200 mm, 2285 mm high. heat exchanger surface 11 sqm (no 6/4" connection for electric heating element)	16714

Tank diameter is incl. insulation. The insulation is detachable.  
x - upon order






NBC hot water storage tanks with 1 upsized heat exchanger, incl. insulation		Code
	NBC 170 HP hot water storage tank, stainless-steel, connection points upwards, 171 l, 500 mm diam., 1075 mm high, 2 sqm surface area, energy eff. class B, suitable to connect to a heat pump and condensing boiler	17615
RGC H Hot Water Storage Tanks with 1 heat exchanger, incl. insulation		Code
	RGC 120 H hot water storage tank, enameled, connection points upwards, 120 l, width x depth 460 x 460 incl. insulation, 1140 mm high, energy effic. class C	10493
RDC hot water storage tanks with 1 heat exchanger, incl. insulation		Code
	RDC 160 hot water storage tank, enameled, 157 l, diam. 584 mm, 1075 mm high, energy effic. class C	12772
	RDC 200 hot water storage tank, enameled, 216 l, diam. 584 mm, 1352 mm high, energy effic. class C	12758
	RDC 250 hot water storage tank, enameled, 274 l, diam. 584 mm, 1557 mm high, energy effic. class C	15860
	RDC 300 hot water storage tank, enameled, 302 l, diam. 597 mm, 1790 mm high, energy effic. class C	12759
R2DC hot water storage tanks with 2 heat exchangers, incl. insulation		Code
	R2DC 160 hot water storage tank, enameled, 153 l, diam. 584 mm, 1075 mm high, energy effic. class C	13490
	R2DC 200 hot water storage tank, enameled, 216 l, diam. 584 mm, 1352 mm high, energy effic. class C	11351
	R2DC 250 hot water storage tank, enameled, 260 l, diam. 584 mm, 1562 mm high, energy effic. class C	12051
	R2DC 300 hot water storage tank, enameled, 293 l, diam. 597 mm, 1790 mm high, energy effic. class C	11352
Safety Kits for hot water storage tanks		Code
	Safety Kit for hot water storage tanks up to 200 l (safety valve, non-return valve with functional check, ball valve, drain valve, pressure gauge), 3/4" F/M	6 bar 17387 7 bar 18272 8 bar 18288 10 bar 18274
	Safety Kit for hot water storage tanks up to 1000 l (safety valve, non-return valve with functional check, ball valve, drain valve, pressure gauge), 1" F/M	6 bar 18678 7 bar 18273 8 bar 18287 10 bar 18275
	PTR valve - pressure and temperature release valve for hot water storage tanks protection against high pressure and overheating	7 bar, 92 °C 17240 10 bar, 92 °C 17241
	Connection Kit – PTR valve x RGC 120 H, RxDC hot wat. st. tanks	17525
	Connection Kit – PTR valve x R0BC 200-750 hot water storage tanks	17524
	Connection Kit – PTR valve x RBC 200-400 (HP), R2BC 200-400 hot water storage tanks	17526
	Connection Kit – PTR valve x RBC 500-1000 (HP), R2BC 500-1000 hot water storage tanks	17528
	Connection Kit – PTR valve x R0BC 1000, RxBC 1500-3000 (HP) hot water storage tanks	17529

Tank diameter is incl. insulation. The insulation is not detachable.

H  
P  
S  
O  
L  
H  
R  
V  
A  
C  
C  
E  
H  
E  
E  
V  
C  
O  
N  
B  
P  
C  
H  
S  
C  
P  
I  
C  
H  
F  
A  
L  
F  
P  
P  
P

HP  
SOL  
HRV  
ACC  
HEE  
EV  
CON  
BPC  
HSC  
PI  
CH  
FAL  
FPP

Electronic anode rods		
	<b>Kits for Regulus Hot Water Storage Tanks</b>	<b>Code</b>
	Electronic anode rod for DUO 390/130 - 1700/200, NBC 170 HP	13793
	Electronic anode rod for RGC 120 H hot water storage tanks	9176
	Electronic anode rod for RxDC 160, RxGC 300 K, RBC 200 hot water storage tanks	9173
	Electronic anode rod for RxDC 200-250, R0BC 200-500, RBC 300, R2BC 200-300 hot water st. tanks	9174
	Electronic anode rod for RBC 200-300 HP hot water storage tanks	17375
	Electronic anode rod for R0BC 750-1000 hot water storage tanks	17372
	Electronic anode rod for RxDC 300 hot water storage tanks, set of two	17378
	Electronic anode rod for RBC 400-500, R2BC 400-500 hot water storage tanks, set of two	17368
	Electronic anode rod for RBC 400-500 HP hot water storage tanks, set of two	17376
	Electronic anode rod for RBC 750-1000, R2BC 750-1000 hot water storage tanks, set of two	17369
	Electronic anode rod for RBC 750-1500 HP hot water storage tanks, set of two	17377
	Electronic anode rod for RxBC 1500-2500, R0BC 3000 hot water storage tanks, set of two	14429
	Electronic anode rod for RBC 3000, R2BC 3000 hot water storage tanks, set of three	17371
	<b>Universal Kits</b>	<b>Code</b>
	Electronic anode rod 200/150, 350 mm long, 1/2" thread, incl. electronics	9169
	Electronic anode rod 200/250, 450 mm long, 1/2" thread, incl. electronics	4052
	Electronic anode rod 350/150, 500 mm long, 1/2" thread, incl. electronics	9170
	Electronic anode rod 350/250, 600 mm long, 1/2" thread, incl. electronics	3836
	Electronic anode rod 550/200, 750 mm long, 1/2" thread, incl. electronics	3837
	Electronic anode rod 550/250, 800 mm long, 1/2" thread, incl. electronics	17475
<b>Other accessories to hot water storage tanks</b>		<b>Code</b>
	Flange for RxDC 300 hot water storage tank, G 6/4" to install second el. heating element	12707
	Flange for RxBC 200-300 hot water storage tank, G 6/4" to install second el. heating element	17199
	Flange for another el. heating element, incl. el. anode rod kit, G 6/4" + G 1/2", for RxBC 400-500 hot water storage tanks	17432
	Flange for another el. heating element, incl. el. anode rod kit, G 6/4" + G 1/2", for RBC 200-500 HP hot water storage tanks	17434
	Flange for another el. heating element, incl. el. anode rod kit, G 6/4" + G 1/2", for RBC 750-1000 HP, R0BC 750-1000 hot water storage tanks	17428
	Flange for another el. heating element, incl. el. anode rod kit, G 6/4" + G 1/2", for RBC 750-1000, R2BC 750-1000 hot water storage tanks	17433
	Flange for another el. heating element, incl. el. anode rod kit, G 6/4" + G 1/2", for RBC 1500 HP, RxBC 1500-2500, R0BC 3000 hot water storage tanks	17435
	Flange for another el. heating element, incl. el. anode rod kit, G 6/4" + G 1/2", for RBC 3000, R2BC 3000 hot water storage tanks	17436
	Flange for RxDC 300 hot water storage tank, 2 holes diam. 30 mm, 55 mm center-to-center distance	12706
	Flange for RxBC hot water storage tank up to 300 l, 2 holes diam. 30 mm, 55 mm center-to-center distance	8375
Tube heat exchanger 0.94 sqm, 3/4", for RxBC and RxDC 300, Ø 110, l=400, pipe dist. 55 mm	8377	

*Magnesium anode rods can be found in the Spare Parts Catalogue.*

Regulus stainless-steel plate heat exchangers with EPDM insulation

DV193 insulated heat exchangers					Code	
		fluid / flow rate (l/h)	fluid / flow rate (l/h)	fluid / flow rate (l/h)		
	Primary circuit	solarten/60 l/h/sqm	water / 1000 l/h	water / 1000 l/h		
	Secondary circuit	water / 1000 l/h	water / 1000 l/h	water / 1000 l/h		
		collector surface	heat exch. output	heat exch. output		
		for mid $\Delta T^*$ 10K	for mid $\Delta T^*$ 20K	for mid $\Delta T^*$ 40K		
	<b>DV193-20E</b>	4xG3/4"M	6 sqm	16 kW	26 kW	9548
	<b>DV193-30E</b>	4xG3/4"M	10 sqm	24 kW	38 kW	9549
	<b>DV193-45E</b>	4xG3/4"M	16 sqm	35 kW	58 kW	9550
	<b>DV193-60E</b>	4xG3/4"M	21 sqm	47 kW	78 kW	9551
DV285 insulated heat exchangers					Code	
		fluid / flow rate (l/h)	fluid / flow rate (l/h)	fluid / flow rate (l/h)		
	Primary circuit	solarten/60 l/h/sqm	water / 1500 l/h	water / 1500 l/h		
	Secondary circuit	water / 1500 l/h	water / 1500 l/h	water / 1500 l/h		
		collector surface	heat exch.output	heat exch.output		
		for mid. $\Delta T^*$ 10K	for mid. $\Delta T^*$ 20K	for mid. $\Delta T^*$ 40K		
	<b>DV285-10E</b>	4xG1"M	4 sqm	14 kW	22 kW	9552
	<b>DV285-20E</b>	4xG1"M	10 sqm	30 kW	46 kW	9553
	<b>DV285-30E</b>	4xG1"M	15 sqm	45 kW	71 kW	9554
	<b>DV285-45E</b>	4xG1"M	23 sqm	68 kW	109 kW	9555
	<b>DV285-60E</b>	4xG1"M	31 sqm	90 kW	141 kW	9556
DV500 insulated heat exchangers					Code	
	DV503-20E, 4xG1"M - design on request				11045	
	DV503-40E, 4xG1"M - design on request				10495	
	DV503-60E, 4xG1"M - design on request				10496	
DV800 insulated heat exchangers					Code	
	DV800-30E, 4xG2"M - design on request				10490	
	DV800-50E - 4xG2"M - design on request				10491	
Kits for solar heating of thermal stores with no solar heat exchanger					Code	
	DV193-30E with CSE OTS ZV W pump station with Wilo Para 25/6 SC pump				15946	

\* $\Delta T$  – medium temperature difference between the primary and secondary HE circuit  
 Recommended collector areas and performances are calculated for specific examples and are informative only.

Pressure drop values for heat exchangers and other technical data are available in data sheets at [www.regulus.eu](http://www.regulus.eu). Recommended collector areas and performances are calculated for specific examples

H  
P  
S  
O  
L  
H  
R  
V  
A  
C  
C  
E  
H  
E  
E  
V  
C  
O  
N  
B  
P  
C  
H  
S  
C  
P  
I  
C  
H  
F  
A  
L  
F  
P  
P  
41

H  
P

S  
O  
L

H  
R  
V

A  
C  
C

E  
H  
E

E  
V

C  
O  
N

B  
P  
C





H  
S  
C


P  
I


C  
H

F  
A  
L

F  
P  
P

Nickel-plated G 6/4" electric heating elements with plastic thermostatic head, 1x230 V, longer non-heating end		
 <p>ETT - M</p>	<p><b>» for power outlet, adjustable thermostat and two-pole temperature limiter, 3m 3-wire power cable with plug, suitable for heating/drinking water - Hot Water Heaters, Thermal Stores and DUO, HSK combi thermal stores</b></p>	Code
	<p>1.2 kW heating element with thermostatic head, 0-90 °C knob adjustable, length incl. thread 300 mm, non-heating end 180 mm long.</p>	15166
	<p>2.0 kW heating element with thermostatic head, 0-90 °C knob adjustable, length incl. thread 350 mm, non-heating end 180 mm long.</p>	15167
	<p>2.4 kW heating element with thermostatic head, 0-90 °C knob adjustable, length incl. thread 420 mm, non-heating end 180 mm long.</p>	15168
	<p>3.0 kW heating element with thermostatic head, 0-90 °C knob adjustable, length incl. thread 450 mm, non-heating end 180 mm long.</p>	15169
Nickel-plated G 6/4" el. heating elements with plastic thermostatic head, 1x230 V, longer non-heating end, with a dedicated connector to plug in CSE SOL pump stations		
 <p>ETT - N</p>	<p><b>» to be connected to a CSE SOL solar pump station, with a switch and a two-pole temperature limiter, 5m 3-wire power cable with connector, suitable for heating/drinking water - Hot Water Heaters, Thermal Stores and DUO, HSK combi thermal stores</b></p>	Code
	<p>2.0 kW heating element with thermostatic head, length incl. thread 350 mm, non-heating end 180 mm long.</p>	16942
	<p>3.0 kW heating element with thermostatic head, length incl. thread 450 mm, non-heating end 180 mm long.</p>	16943
Nickel-plated G 6/4" electric heating elements with metal thermostatic head, 1x230V		
 <p>ETT - D</p>	<p><b>» no plug, adjustable and a high-limit thermostats and a contactor, inputs for control by controller or Ripple control, 5-core power supply cable 2 m long, suitable for heating/drinking water - Hot Water Heaters and Thermal Stores</b></p>	Code
	<p>2 kW Electric heating element with thermostatic head, knob adjustable 0-90 °C, length incl. thread 315 mm, 100 mm non-heating end</p>	11783
	<p>3 kW Electric heating element with thermostatic head, knob adjustable 0-90 °C, length incl. thread 370 mm, 100 mm non-heating end</p>	11784
Nickel-plated G 6/4" electric heating elements with metal thermostatic head, 1x230V or 3x230 V, longer non-heating end, for PV sources		
 <p>ETT - F</p>	<p><b>» no plug, adjustable and a high-limit thermostats and a contactor, inputs for control by controller or Ripple control, 7-core power supply cable 2 m long, suitable for heating/drinking water - Hot Water Heaters, Thermal Stores and DUO, HSK combi thermal stores</b></p>	Code
	<p>3 kW Heating Element with thermostatic head, knob adjustable within 0-90 °C, length incl. thread 365 mm, 180 mm non-heating end. In either a single-phase or a 3-phase connection, it can be switched on by an external controller in 1-2-3 kW steps or its output continuously controlled by an SSR relay.</p>	16250
	<p>4.5 kW Heating Element with thermostatic head, knob adjustable within 0-90 °C, length incl. thread 463 mm, 180 mm non-heating end. In either a single-phase or a 3-phase connection, it can be switched on by an external controller in 1,5-3-4,5 kW steps or its output continuously controlled by an SSR relay.</p>	12357

<b>Copper G 6/4" electric heating elements with no surface finish, with thermostatic head, 3x230/400V, longer non-heating end</b>		
 <p>ETT - L</p>	» no plug, with an adjustable and a high-limit thermostats and a contactor, inputs for control by remote controller or Ripple control, 7-core power supply cable, 2 m long, suitable for heating water - Thermal Stores and DUO, HSK combi thermal stores	Code
	2 kW Electric heating element with thermostatic head, knob adjustable 0-90 °C, length incl. thread 310 mm, 180 mm non-heating end	14994
	3 kW Electric heating element with thermostatic head, knob adjustable 0-90 °C, length incl. thread 370 mm, 180 mm non-heating end	14995
	5 kW Electric heating element with thermostatic head, knob adjustable 0-90 °C, length incl. thread 500 mm, 180 mm non-heating end	14996
	6 kW Electric heating element with thermostatic head, knob adjustable 0-90 °C, length incl. thread 555 mm, 180 mm non-heating end	14997
	7.5 kW Electric heating element with thermostatic head, knob adjustable 0-90 °C, length incl. thread 635 mm, 180 mm non-heating end	14998
	8.2 kW Electric heating element with thermostatic head, knob adjustable 0-90 °C, length incl. thread 700 mm, 180 mm non-heating end	14999
	9 kW Electric heating element with thermostatic head, knob adjustable 0-90 °C, length incl. thread 755 mm, 180 mm non-heating end	15000

<b>Nickel-plated G 6/4" electric heating elements with metal thermostatic head, 3x230/400 V</b>		
 <p>ETT - G</p>	» no plug, with an adjustable and a high-limit thermostats and a contactor, inputs for control by remote controller or Ripple control, 7-core power supply cable, 2 m long, suitable for heating/drinking water - Hot Water Heaters and Thermal Stores	Code
	2 kW Electric heating element with thermostatic head, knob adjustable 0-90 °C, length incl. thread 225 mm, 100 mm non-heating end	11787
	3 kW Electric heating element with thermostatic head, knob adjustable 0-90 °C, length incl. thread 285 mm, 100 mm non-heating end	11788
	4.5 kW Electric heating element with thermostatic head, knob adjustable 0-90 °C, length incl. thread 383 mm, 100 mm non-heating end	11789
	6 kW Electric heating element with thermostatic head, knob adjustable 0-90 °C, length incl. thread 478 mm, 100 mm non-heating end	11216
	7.5 kW Electric heating element with thermostatic head, knob adjustable 0-90 °C, length incl. thread 570 mm, 100 mm non-heating end	11215
	9 kW Electric heating element with thermostatic head, knob adjustable 0-90 °C, length incl. thread 665 mm, 100 mm non-heating end	11214

Copper elements and nickel-plated copper elements are not intended for stainless steel vessels! For stainless-steel vessels use stainless-steel elements only.

We can offer other types of heating elements in copper or stainless steel upon order.

H  
P

S  
O  
L

H  
R  
V

A  
C  
C

E  
H  
E

E  
V

C  
O  
N

B  
P  
C

H  
S  
C

P  
I

C  
H

F  
A  
L

F  
P  
P

H  
P  
S  
O  
L  
H  
R  
V  
A  
C  
C  
E  
H  
E  
E  
V  
C  
O  
N  
B  
P  
C  
H  
S  
C  
P  
I  
C  
H  
F  
A  
L  
F  
P  
P  
P

## Nickel-plated G 6/4" M electric heating elements, no thermostatic head, 3x 230 V/400 V



ETT - A

» suitable for heating/drinking water - for Hot Water Heaters and Thermal Stores		Code
2 kW heating element, length incl. thread 245 mm, 100 mm non-heating end		8935
3 kW heating element, length incl. thread 305 mm, 100 mm non-heating end		8936
4.5 kW heating element, length incl. thread 370 mm, 100 mm non-heating end		8937
6 kW heating element, length incl. thread 495 mm, 100 mm non-heating end		8938
7.5 kW heating element, length incl. thread 585 mm, 100 mm non-heating end		8939
9 kW heating element, length incl. thread 680 mm, 100 mm non-heating end		8940
12 kW heating element, length incl. thread 815 mm, 100 mm non-heating end		8941

## Copper G 6/4" M electric heating elements with no surface finish, no thermostatic head, 3x 230 V/400 V, longer non-heating end



ETT - C

» suitable for heating water - for Thermal Stores and DUO, HSK combi thermal stores		Code
2 kW heating element, length incl. thread 310 mm, 180 mm non-heating end		14519
3 kW heating element, length incl. thread 370 mm, 180 mm non-heating end		8902
5 kW heating element, length incl. thread 500 mm, 180 mm non-heating end		14359
6 kW heating element, length incl. thread 555 mm, 180 mm non-heating end		8897
7.5 kW heating element, length incl. thread 635 mm, 180 mm non-heating end		9618
8.2 kW heating element, length incl. thread 700 mm, 180 mm non-heating end		14501
9 kW Heating element, length incl. thread 755 mm, 180 mm non-heating end		12272
12 kW Heating element, length incl. thread 955 mm, 180 mm non-heating end		12273

## Copper M 48x2 el. heating elements, with no surface finish, no thermostatic head, 3x 230 V/400 V, shorter non-heating end, for electric boilers




ETT - B

» suitable for heating water		Code
2 kW heating element, length incl. thread 178 mm, 45 mm non-heating end		4973
3 kW heating element, length incl. thread 240 mm, 45 mm non-heating end		4972
4.5 kW heating element, length incl. thread 333 mm, 45 mm non-heating end		4971
6 kW heating element, length incl. thread 428 mm, 45 mm non-heating end		4970
7.5 kW heating element, length incl. thread 520 mm, 45 mm non-heating end		4969
9.0 kW heating element, length incl. thread 615 mm, 45 mm non-heating end		16950


Copper and nickel-plated copper elements are not intended for stainless steel tanks! In stainless steel tanks only stainless steel heating elements shall be used.

We can offer other types of heating elements in copper or stainless steel upon order.


**Stainless steel electric heating elements, G 1/2", 230V, for bathroom towel radiators**

	» suitable for heating/drinking water	Code
	Z-ZT 200, 200 W radiator heating element, length 318 mm	11950
	Z-ZT 300, 300 W radiator heating element, length 395 mm	7145
	Z-ZT 400, 400 W radiator heating element, length 435 mm	7146
	Z-ZT 500, 500 W radiator heating element, length 535 mm	7585
	Z-ZT 600, 600 W radiator heating element, length 585 mm	7586
	Z-ZT 700, 700 W radiator heating element, length 685 mm	7587
	Z-ZT 800, 800 W radiator heating element, length 735 mm	7147
	Z-ZT 900, 900 W radiator heating element, length 835 mm	7148
	Z-ZT 1000, 1000 W radiator heating element, length 885 mm	7590
	Z-ZT 1200, 1200 W radiator heating element, length 1045 mm	7591
	Z-ZT 1350, 1350 W radiator heating element, length 1135 mm	8402


**Stainless steel el. heating elements, el. plug with VSV-W switch, G 1/2", 230V, for bathroom towel radiators**

	» suitable for heating/drinking water	Code
	Z-ZTV 300, 300 W radiator heating element, length 395 mm, VSV-W	13426
	Z-ZTV 400, 400 W radiator heating element, length 435 mm, VSV-W	13427
	Z-ZTV 500, 500 W radiator heating element, length 535 mm, VSV-W	13428
	Z-ZTV 600, 600 W radiator heating element, length 585 mm, VSV-W	13429
	Z-ZTV 700, 700 W radiator heating element, length 685 mm, VSV-W	13430
	Z-ZTV 800, 800 W radiator heating element, length 735 mm, VSV-W	13431
	Z-ZTV 900, 900 W radiator heating element, length 835 mm, VSV-W	13432
	Z-ZTV 1000, 1000 W radiator heating element, length 885 mm, VSV-W	13433
	Z-ZTV 1200, 1200 W radiator heating element, length 1045 mm, VSV-W	13434
	Z-ZTV 1350, 1350 W radiator heating element, length 1135 mm, VSV-W	13435

**Kits with a T-piece and TZT63 plug-in thermostat**

	» suitable for heating/drinking water	Code
	Z-SKVT-T 300, 300 W radiator heating element, T-piece+thermostat with timer	8841
	Z-SKVT-T 400, 400 W radiator heating element, T-piece+thermostat with timer	8842
	Z-SKVT-T 500, 500 W radiator heating element, T-piece+thermostat with timer	8843
	Z-SKVT-T 600, 600 W radiator heating element, T-piece+thermostat with timer	8844
	Z-SKVT-T 700, 700 W radiator heating element, T-piece+thermostat with timer	8845
	Z-SKVT-T 800, 800 W radiator heating element, T-piece+thermostat with timer	8846
	Z-SKVT-T 900, 900 W radiator heating element, T-piece+thermostat with timer	8847
	Z-SKVT-T 1000, 1000 W radiator heating element, T-piece+thermostat with timer	8848
	Z-SKVT-T 1200, 1200 W radiator heating element, T-piece+thermostat with timer	8849
	Z-SKVT-T 1350, 1350 W radiator heating element, T-piece+ thermostat with timer	8850

**Kits with a T-piece and TZ33 plug-in thermostat**

	» suitable for heating/drinking water	Code
	Z-SKVT 300, 300 W radiator heating element, T-piece + thermostat	7573
	Z-SKVT 400, 400 W radiator heating element, T-piece + thermostat	7574
	Z-SKVT 500, 500 W radiator heating element, T-piece + thermostat	7575
	Z-SKVT 600, 600 W radiator heating element, T-piece + thermostat	7576
	Z-SKVT 700, 700 W radiator heating element, T-piece + thermostat	7577
	Z-SKVT 800, 800 W radiator heating element, T-piece + thermostat	7578
	Z-SKVT 900, 900 W radiator heating element, T-piece + thermostat	7579
	Z-SKVT 1000, 1000 W radiator heating element, T-piece + thermostat	7580
	Z-SKVT 1200, 1200 W radiator heating element, T-piece + thermostat	7581
	Z-SKVT 1350, 1350 W radiator heating element, T-piece + thermostat	8597

H  
P

S  
O  
L

H  
R  
V

A  
C  
C

E  
H  
E

E  
V

C  
O  
N

B  
P  
C

H  
S  
C

P  
I

C  
H

F  
A  
L

F  
P  
P

H  
P

S  
O  
L

H  
R  
V

A  
C  
C

E  
H  
E

E  
V

C  
O  
N

B  
P  
C


H  
S  
C

P  
I


C  
H

F  
A  
L

F  
P  
P










Stainless steel electric heating elements with integrated TNT thermostat with display and timer, G 1/2", 230V, for bathroom towel radiators		
	» suitable for heating/drinking water	Code
	TT-TNTW-300 300 W Heating element with white thermostat	11399
	TT-TNTW-400 400 W Heating element with white thermostat	11400
	TT-TNTW-500 500 W Heating element with white thermostat	11401
	TT-TNTW-600 600 W Heating element with white thermostat	11402
	TT-TNTW-700 700 W Heating element with white thermostat	11403
	TT-TNTW-800 800 W Heating element with white thermostat	11404
	TT-TNTW-900 900 W Heating element with white thermostat	11405
Uni schuko plug with switch and LED, to plug heating elements with thermostat to el. socket		Code
	VSV-W Uni schuko plug with switch, white, IP20, 16A/250V	11841
	VSV-S Uni schuko plug with switch, silver, IP20, 16A/250V	11840
Nickel-plated brass T-piece		Code
	1/2" T-piece, F/F/M, nickel-plated To connect el. heating element together with a heating circuit into a heated towel rail.	7926
Regulus plug-in thermostats		Code
	<b>TZ33 - Regulus</b> Plug-in thermostat with LCD display (thermometer) and LED. 5-35°C adjustable temperature, 16(3) A 230 V.	6295
	<b>TZT63 – Regulus</b> Plug-in thermostat with LCD display (thermometer) and LED. Timer for manual operation available – 15 to 300 min. 5-35°C adjustable temperature, 16(3) A 230 V.	8269



<b>Expansion vessels for heating systems</b>		<b>Code</b>
	5   Expansion vessel, 6 bar, 3/4" M, 160 mm diam.	13731
	8   Expansion vessel, 6 bar, 3/4" M, 200 mm diam.	13732
	12   Expansion vessel, 6 bar, 3/4" M, 270 mm diam.	13734
	18   Expansion vessel, 6 bar, 3/4" M, 270 mm diam.	13735
	25   Expansion vessel, 6 bar, 3/4" M, 290 mm diam.	13736
	40   Expansion vessel, 6 bar, 3/4" M, 320 mm diam.	13737
	35   Expansion vessel, 6 bar, 3/4" M, 320 mm diam., legs	13738
	50   Expansion vessel, 6 bar, 3/4" M, 380 mm diam., legs, replac. membrane	13739
	60   Expansion vessel, 6 bar, 3/4" M, 380 mm diam., legs, replac. membrane	13740
	80   Expansion vessel, 6 bar, 1" M, 450 mm diam., legs, replac. membrane	13741
	100   Expansion vessel, 6 bar, 1" M, 450 mm diam., legs, replac. membrane	13742
	150   Expansion vessel, 6 bar, 6/4" M, 554 mm diam., legs, replac. membrane	13743
	200   Expansion vessel, 6 bar, 6/4" M, 554 mm diam., legs, replac. membrane	13744
	250   Expansion vessel, 6 bar, 6/4" M, 624 mm diam., legs, replac. membrane	13745
	300   Expansion vessel, 6 bar, 6/4" M, 630 mm diam., legs, replac. membrane	13746
	400   Expansion vessel, 6 bar, 6/4" M, 624 mm diam., legs, replac. membrane	13747
	500   Expansion vessel, 6 bar, 6/4" M, 775 mm diam., legs, replac. membrane	13748
600   Expansion vessel, 6 bar, 6/4" M, 775 mm diam., legs, replac. membrane	x 13749	
700   Expansion vessel, 6 bar, 6/4" M, 775 mm diam., legs, replac. membrane	x 13750	
<b>Expansion vessels for solar thermal systems</b>		<b>Code</b>
	12   Expansion vessel, 8 bar, 3/4" M, 270 mm diam.	13720
	18   Expansion vessel, 8 bar, 3/4" M, 270 mm diam.	13721
	25   Expansion vessel, 8 bar, 3/4" M, 290 mm diam.	13722
	40   Expansion vessel, 8 bar, 3/4" M, 320 mm diam.	13723
	50   Expansion vessel, 10 bar, 3/4" M, 320 mm diam., legs, replac. membrane	13724
	80   Expansion vessel, 10 bar, 3/4" M, 450 mm diam., legs, replac. membrane	13725
	100   Expansion vessel, 10 bar, 1" M, 750 mm diam., legs, replac. membrane	13726
	150   Expansion vessel, 10 bar, 6/4" M, 554 mm diam., legs, replac. membrane	13727
	200   Expansion vessel, 10 bar, 6/4" M, 554 mm diam., legs, replac. membrane	13728
	300   Expansion vessel, 10 bar, 6/4" M, 624 mm diam., legs, replac. membrane	13729
500   Expansion vessel, 8 bar, 6/4" M, 780 mm diam., legs, replac. membrane	x 13730	
<b>Expansion vessels for drinking water</b>		<b>Code</b>
	0.16   Exp. vessel for drinking water, 15 bar, 1/2" M, 65 mm diam.	13752
	2   Exp. vessel for drinking water, 10 bar, 1/2" M, 125 mm diam.	13753
	5   Exp. vessel for drinking water, 8 bar, 3/4" M, 160 mm diam	13754
	8   Exp. vessel for drinking water, 8 bar, 3/4" M, 200 mm diam	13755
	12   Exp. vessel for drinking water, 8 bar, 3/4" M, 270 mm diam	13756
	18   Exp. vessel for drinking water, 8 bar, 3/4" M, 270 mm diam	13757
	25   Exp. vessel for drinking water, 8 bar, 3/4" M, 290 mm diam	13758
	40   Exp. vessel for drinking water, 8 bar, 3/4" M, 320 mm diam	13759
	60   Exp. vessel for drink. water, 10 bar, 1" M, 380 mm diam., legs, replac. membrane	13760
	80   Exp. vessel for drink. water, 10 bar, 1" M, 450 mm diam., legs, replac. membrane	13761
	100   Exp. vessel for drink. water, 10 bar, 1" M, 450 mm diam., legs, replac. membrane	13762
	200   Exp. vessel for drink. water, 10 bar, 6/4" M, 554 mm diam., legs, replac. membrane	13763
	300   Exp. vessel for drink. water, 10 bar, 6/4" M, 624 mm diam., legs, replac. membrane	13764
	400   Exp. vessel for drink. water, 10 bar, 6/4" M, 624 mm diam., legs, replac. membrane	x 13765

x - upon order

H  
P  
S  
O  
L  
H  
R  
V  
A  
C  
C  
E  
H  
E  
E  
V  
C  
O  
N  
B  
P  
C  
H  
S  
C  
P  
I  
C  
H  
F  
A  
L  
F  
P  
P

Service valves and brackets for expansion vessels		Code
	3/4" Service Valve for expansion vessels connection and easy servicing	8770
	1" Service Valve for expansion vessel connection and easy servicing	12295
	6/4" Service Valve for expansion vessel connection and easy servicing	14492
	6/4"x1" F/M reducing adapter	14494
	Exp. vessel bracket for wall mount with connecting valve 3/4"	7766
	Exp. vessel bracket	12174
	Expansion vessel bracket, wall mounted, incl. screws and dowels	10046
	Expansion vessel bracket, wall mounted, incl. 3 bar safety valve, air vent valve, pressure gauge, screws and dowels (not assembled)	10095
	Stainless-steel connecting pipe 3/4" Fu - 0.5 m	9156

H  
P

S  
O  
L

H  
R  
V

A  
C  
C

E  
H  
E

E  
V

C  
O  
N

B  
P  
C















H  
S  
C

P  
I

C  
H

F  
A  
L

F  
P  
P

Electronic programmable room thermostats		Code
  	<b>TP08 - Regulus</b> 8+7 weekly programs, 2 temperature settings 5-30 °C in 1 hour step, 2 x 1.5 V (AA) included, 8(2) A/230 V contacts.	6298
	<b>TP44 - Regulus</b> 7 days / 5+2 days / 24h – always max. 6 changes per day power supply 2x 1,5V (AAA) incl. in supply, contacts 6(2) A / 230 V	17173
	<b>TP44 RF - Regulus</b> wireless, programmable - 7 days / 5+2 days / 24h – always max. 6 changes per day power supply 2x 1,5V (AAA) incl. in supply, contacts 6(2) A / 230 V	17174
Electronic room thermostats and TZ plug-in thermostats		Code
      	<b>TP18 - Regulus</b> , LCD display (thermometer function), 5-35 °C adjustable temperature, 2 x 1.5 V (AAA), 5(3.5) A 24...230 V.	7355
	<b>TP34 - Regulus</b> LCD display, 5-35°C knob adjustable temperature power supply 2x 1,5V (AAA) incl. in supply, contacts 6(2) A / 230 V	17168
	<b>TP34 RF - Regulus</b> wireless, LCD display, 5-35°C knob adjustable temperature power supply 2x 1,5V (AAA) incl. in supply, contacts 6(2) A / 230 V	17169
	<b>TP39 - Regulus</b> , electronic LCD display (thermometer function), 5-35 °C knob adjustable temperature, 16(3) A 230 V.	6299
	<b>TP69 - Regulus</b> LCD display (thermometer), 5-35 °C key adjustable temperature, 16(3) A 230 V	11583
	<b>TZ33 - Regulus</b> , plug-in thermostat, LCD display (thermometer function), LED, 5-35 °C adjustable temperature, 16(3) A 230 V.	6295
	<b>TZT63 - Regulus</b> , plug-in thermostat, LCD display (thermometer function), LED. Manual timer for adjustable time period. 5-35 °C adjustable temperature, 16(3) A 230 V.	8269
Mechanical thermostats for current appliances (250 mA min. current)		Code
  	<b>TP546DT</b> Room thermostat, 230 V, basic version. Adjustable temperature 5-30 °C, switch-off contact 16(2.5) A max.	10945
	<b>TP546LA</b> Room thermostat, 230 V, with ON signal lamp. Adjustable temperature 5-30 °C, switch-off contact 16(2.5) A max.	10946
	<b>TP546OL</b> Room thermostat, 230 V, with ON signal lamp and switch. Adjustable temperature 5-30 °C, switch-off contact 16(2.5) A max.	10947
Mechanical thermostats for electronic circuits (300 mA max. current)		Code
	<b>TP546GCDT</b> Room thermostat, 24 and 230 V, basic version. Adjustable temperature 5-30 °C, switch-off contact 20-300 mA.	10948
Installation accessories for TP 546 room thermostats		Code
 	Base frame for TP 546, on el. backbox	11076
	Temperature limiting clip for TP 546	11077

H  
P

S  
O  
L

H  
R  
V

A  
C  
C

E  
H  
E

E  
V

C  
O  
N

B  
P  
C

H  
S  
C










P  
I














C  
H

F  
A  
L

F  
P  
P

H  
P  
S  
L  
H  
V  
A  
C  
C  
E  
E  
E  
E  
V  
C  
O  
N  
B  
P  
C  
H  
S  
C  
P  
I  
C  
H  
F  
A  
L  
F  
P  
P  
P

REGULUS IR Smart Controllers		
	<b>IR 14 RTC for RTC Heat Pumps</b>	<b>Code</b>
	<b>IR 14 RTC EN</b> Smart Controller w. English menu, to control RTC Heat Pumps, hydronic boiler or fireplace, solar thermal system, aux. source, HRV unit and up to 2 heating circuits. Involves 1 outdoor sensor, 2 temperature sensor for sheath (4m). Integrated web server for easy remote access.	18239
	<b>IR 14 RTC FV EN</b> Smart Controller to control RTC Heat Pumps, upgraded with consumption control of electricity surplus produced by single-phase PV systems through an electric heating element and a heat pump. Incl. electricity meter for electricity surplus measurements and 1 SSR relay to control the output of el. heating elements.	18241
	<b>IR 14 CTC for CTC Heat Pumps</b>	<b>Code</b>
	<b>IR 14 CTC EN</b> Smart Controller with English menu for control of CTC heat pumps, solar thermal system, auxiliary heat source, HRV unit and up to 2 mixed heating circuits. It contains 1 outdoor sensor and 2 temperature sensors for sheath (4 m). Integrated web server for an easy remote access.	18514
	<b>IR 14 CTC FV1F EN</b> Smart Controller to control CTC Heat Pumps, upgraded with consumption control of electricity surplus produced by single-phase PV systems through an electric heating element and a heat pump. Incl. electricity meter for electricity surplus measurements and 1 SSR relay to control the output of el. heating elements.	18925
	<b>IR 14 CTC FV3F EN</b> Smart Controller to control CTC Heat Pumps, upgraded with consumption control of electricity surplus produced by three-phase PV systems through an electric heating element and a heat pump. Incl. electricity meter for electricity surplus measurements and 3 SSR relays to control the output of el. heating elements.	18927
	<b>IR 12 CTC for Heat Pumps</b>	<b>Code</b>
	<b>IR 12 CTC EN</b> Smart Controller, English menu, designed to control CTC Heat Pumps, a solar system, aux. heat source, HRV unit and two mixed heating circuits. The packing involves PWM Module, 1 outdoor sensor, 2 temperature sensors for sheaths (4 m). Integrated web server for easy remote access.	15093
	<b>IR 12 CTC FV1F EN</b> Smart Controller to control CTC Heat Pumps, upgraded with consumption control of electricity surplus produced by PV panels through an electric heating element and a heat pump. Incl. electricity meter for electricity surplus measurements and one SSR relay to control the output of el. heating elements.	17218
	<b>IR 12 CTC FV3F EN</b> Smart Controller to control CTC Heat Pumps, upgraded with consumption control of electricity surplus produced by PV panels through an electric heating element and a heat pump. Incl. electricity meter for electricity surplus measurements and three SSR relays to control the output of el. heating elements.	17219
	<b>IR 12 CTC KRB for fireplaces and solid fuel boilers</b>	<b>Code</b>
	<b>IR 12 CTC KRB EN</b> Smart Controller, English menu, designed to control a hydronic fireplace and accumulation tank, solar system, boiler and 1 mixed heating circuit. Ethernet socket, SD card slot. The packing involves a power source, 8 GB card, 1 outdoor sensor and 4 temperature sensors for sheaths.	18249

Room Units and sensors for IR Smart Controllers		Code
	RCD Room Unit, temperature sensor, control display	16888
	RC 25 Room Unit with a temperature and humidity sensor, knob for temperature adjustment, pushbutton with mode selection, backlight and signalling, two-wire connection	18540
	RS10 Room Temperature Sensor - ABB Time design, white colour, two-wire connection	16167
	RSW 30 Room Temperature and Humidity Sensor – wireless WiFi connection, battery or USB power supplied	18474
	Pt1000 Temperature sensor with 4 m cable, contact type	9789
	Pt1000 Temperature sensor for sheath, with 2 m cable, increased temperature and UV resistance	9108
	Pt1000 for sheath, with 4 m cable	9109
	Pipe Mounted Sensor Housing for Pt1000	14250
	TA55 - Outdoor temperature sensor Pt1000 for IR, KRS 9 controllers	9110
	KA 12 - Surge protector for Pt1000 temperature sensors	9530
	0-10 bar Pressure Sensor, 4-20 mA output for IR 14, 1/2 "M, connector	18989
	Encased sheath mount thermostat with Pt1000 sensor and 2m cable (9108) - adj. 0-90 °C, limiter 100 °C fix	14105
	Encased Thermostat, adj. 0-90 °C, limit. 100 °C fix with Pt1000 sensor fitted w. 4m cable, incl. 4x1,5 mm2 cable, the fourth conductor for heating element circuit breaker trip coil	17734

H  
P

S  
O  
L

H  
R  
V

A  
C  
C

E  
H  
E

E  
V

C  
O  
N

B  
P  
C

H  
S  
C













P  
I

C  
H

F  
A  
L

F  
P  
P

Modules for IR smart controllers		Code
	WiFi Module for IR 14 or RegulusBOX	18777
	UNI Module - universal extension module - 2 analog inputs, 2 relay outputs, 1x PWM or 0/10V, CIB - two-wire connection	12419
	Module for IR Controller, for 12 24VAC/DC digital inputs, TCL2 - four-wire connection	13050
	Module for IR Controller, for 8 analogue inputs (PWM), CIB - two-wire connection	18116
	CH Module – extension by 1 mixed heating circuit (3 in-/outputs, CIB - two-wire connection)	17116
	OT Module - to connect boilers with OpenTherm protocol, TCL2 - four-wire connection	10442
	Connection Kit - Sentinel Kinetic B + IR Controller	17459
	Connection Module - Sentinel Kinetic B to IR via CIB - 2-wire connection	17786
	Connection Module - Sentinel Kinetic Advance to IR via CIB - 2-wire connection	17787
	CIB Bus Separator (to connect more CIB units with total consumption greater than 100 mA), four-wire connection	11981
	Power Supply, 30 W output	16491
	Module for external CIB bus - used to connect modules that extend the system with 4th-6th heating circuit. Only for IR 14 and RegulusBOX. Connection to ETH1 and power supply.	18750
Module for IR controller, switch - 5x LAN, on DIN rail, 24 V power supply	19007	
PWM Module - transforms 0-10V to PWM incl. iPWM - for IR 12 only	17838	
0-10V Module - 0-10V conversion to a switched contact - for IR 12 only	12360	
Transducer for IR Controller, for pulse flowmeter - for IR 12 only	17345	

Weather compensation controllers for heating systems		Code
	TRS3 Controller for 1 heating circuit. The controller has 4 inputs and 3 outputs. 1 outdoor sensor and 1 contact sensor enclosed.	9055
	TRS4 Controller for 2 heating circuits. The controller has 6 inputs and 5 outputs, selection from 6 hydraulic systems (from a simple system with one mixed circuit to a system with one mixed circuit, 1 unmixed circuit and a thermal store). 1 outdoor sensor, 1 contact sensor and 1 sheath sensor enclosed	9056
	TRS5 Controller for 1 heating circuit and DHW. The controller has 6 inputs and 5 outputs, selection from 3 hydraulic systems with DHW (a system with a DUO combination tank and a mixed circuit, a system with an independent DHW storage and a mixed circuit, a system with an independent DHW storage and a mixed circuit with a thermal store). 1 outdoor sensor, 1 contact sensor and 2 sheath sensors enclosed.	9057
	TRS6 K Controller for solid fuel boilers, hydronic fires and combinations of other heat sources. Selection from 14 hydraulic variants. Depending on the variant selected, for example the following can be controlled: solar thermal system, solid fuel boiler, 1 mixed and 1 unmixed circuit, DHW heating in a boiler, auxiliary heating of a thermal store etc. PWM control of circulation pumps. 1 outdoor sensor and 4 immersion sensors included.	16821
	Room Temperature Sensor - ABB Time design, white colour, two-wire connection	16167
	RC21 TRS Room Unit with temperature sensor, temperature dial and mode switch	9788
	RC CALEON Room Unit with temperature sensor, humidity sensor, touch screen, 4-lead connection to controller (only for TRS3 and TRS6 K)	17150
	RC CALEON WIFI Room Unit, wifi internet connection, temperature and humidity sensors, touchscreen, for CAN-bus controllers TRS3 and TRS6 K - four-wire connection to the controller.	18126
	Contact temperature sensor with 4 m cable, on pipe - Pt1000	9789
	Pt1000 for sheath with 4 m cable	9109
	Pt1000 Temperature sensor for sheath, with 2 m cable, increased temperature and UV resistance	9108
Differential Controllers		Code
	UR1 A-DT Analog Differential Controller - circulation pump switching by adjustable temp. difference - 2 inputs for temperature sensors and 1 mechanical output relay - price incl. two Pt1000 temperature sensors for sheath and 2 m cable	14159

H  
P

S  
O  
L

H  
R  
V

A  
C  
C

E  
H  
E

E  
V

C  
O  
N

B  
P  
C

H  
S  
C

P  
I

C  
H

F  
A  
L

F  
P  
P

Thermometers		Code
	Contact thermometer with fixing spring, 0-120 °C, diam. 63 mm	3042
	Thermometer with sheath l=30, 3/8", rear conn., 0-120 °C, diam. 40 mm	10472
	Thermometer with sheath l=45, 1/2", rear conn., 0-120 °C, diam. 63 mm	10473
	Thermometer with sheath l=100, 1/2", rear conn., 0-120 °C, diam. 63 mm	14296
	Thermometer with sheath l=150, 1/2", rear conn., 0-120 °C, diam. 63 mm	10474
	Stem-type thermometer l=100, no sheath, rear conn., 0-500 °C, diam. 63 mm	10476
	Heat conducting paste, 2 g	6754
	Sheath for stem-type thermometers, 9,5x11,5-100 mm, 1/2"	11755
Thermomanometers		Code
	Thermomanometer 0-120 °C / 4 bar, 1/2", bottom conn., diam. 80 mm	10482
	Thermomanometer 0-120 °C / 4 bar, 1/2", rear conn., diam. 80 mm	10481
Pressure gauges		Code
	Pressure gauge, 4 bar, 1/4", bottom connection, diam. 50 mm	10170
	Pressure gauge, 6 bar, 1/4", bottom connection, diam. 50 mm	2126
	Pressure gauge, 4 bar, 1/4", rear connection, diam. 50 mm	2128
	Pressure gauge, 6 bar, 1/4", rear connection, diam. 50 mm	2129
	Pressure gauge, 2.5 bar, 1/4", bottom connection, diam. 63 mm	294
	Pressure gauge, 4 bar, 1/4", bottom connection, diam. 63 mm	2127
	Pressure gauge, 6 bar, 1/4", bottom connection, diam. 63 mm	3319
	Pressure gauge, 10 bar, 1/4", bottom connection, diam. 63 mm	3822
	Pressure gauge, 4 bar, 1/4", rear connection, diam. 63 mm	5675
	Pressure gauge, 6 bar, 1/4", rear connection, diam. 63 mm	3409
	Pressure gauge, 10 bar, 1/4", rear connection, diam. 63 mm	3357
	Reducer, 1/2" M x 1/4" F to install pressure gauge to 1/2" tank connection	16169
	T-piece, 1/2" F x 1/4" F x 1/2" M for pressure gauge and 1/2" sheath installation	16170
	Pressure gauges, diam. 100 mm, bottom connection	
	Pressure gauge, 2.5 bar, 1/2"	300
	Pressure gauge, 4 bar, 1/2"	2170
	Pressure gauge, 6 bar, 1/2"	3320
	Pressure gauge, 10 bar, 1/2"	3408

H  
P  
S  
L  
H  
V  
A  
C  
C  
E  
E  
E  
V  
C  
O  
N  
B  
P  
C  
H  
S  
C  
P  
I  
C  
H  
F  
A  
L  
F  
P  
P  
P



Thermometers					Code	
	<i>model</i>	<i>range</i>	<i>dimensions</i>	<i>capillary</i>		
	110.10115.03A	0 - 120°C	Ø 57.5 mm	0,5 m	14702	
	110.10025.00A	0 - 120 °C	Ø 57.5 mm	1 m	172	
	110.10125.00A	0 - 120 °C	Ø 57.5 mm	1 m	224	
	113.10126.00A	0 - 120 °C	Ø 42 mm	1 m	white	1148
	113.10127.00A	0 - 120 °C	Ø 42 mm	1 m	grey	1829
	113.10025.00A	0 - 120 °C	Ø 42 mm	1 m	black	14256
	130.10025.00A	0 - 120 °C	48x48 mm	1 m		120
	150.10125.00A	0 - 120 °C	31x64 mm	1 m		1181
180.10125.00A	0 - 120 °C	14.5x64.5mm	1 m		275	
Thermomanometers					Code	
	520.75025.00A	0-120 °C;0-4 bar	Ø 57.5 mm	1 m	272	
	540.80125.00A	0-120 °C;0-6bar	42x78 mm	1 m	3643	
	540.71526.00A	0-120 °C;0-4 bar	42x78 mm	1 m	5190	
Pressure gauges					Code	
	323.70126.22A	0-4 bar	Ø 42 mm	1 m	3423	
	340.70025.00A	0-4 bar	48x48 mm	1 m	121	
Accessories to manometers and thermomanometers					Code	
	4700.10.9A	Check valve, 1/4G			21	
	4700.00.1A	Check valve, 1/2G			20	
Manostats					Code	
	GW 50A6	Gas manostat, 5-50 mbar			1004	
		Terminal for GW manostats series A6			1005	
	LGW 3A1	Air manostat, fixed 0.4 mbar			478	
	LGW 3A2	Air manostat, 0.4-3 mbar			777	

H  
P

S  
O  
L

H  
R  
V

A  
C  
C

E  
H  
E

E  
V

C  
O  
N

B  
P  
C

H  
S  
C

P  
I

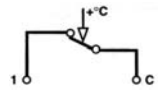
C  
H

F  
A  
L

F  
P  
P

H  
P  
S  
L  
H  
V  
A  
C  
E  
E  
E  
V  
C  
O  
N  
B  
P  
C  
H  
S  
C  
P  
I  
C  
H  
F  
A  
L  
F  
P  
P  
P

Encased thermostats		Code
	BB1-1000 Adjustable contact thermostat, higher sensit., 10-90 °C, heat cond. paste	10811
	TS5310.54 Adjustable contact thermostat, standard sensitivity, 17-90 °C	10746
	TS5310.55 Adjustable contact thermostat, higher sensit., 17-90 °C, screwdr.adj.	10836
	TS9510.52 Adjustable immersion thermostat, 0-90 °C, G 1/2", l=104 mm (C-1 16A, C-2 6A)	10781
	TPS1-1000 Adjustable immersion thermostat, 0-90 °C, G 1/2", l=97 mm (C-1 10A, C-2 2A)	13620
	TS9520.55 Adjustable capillary thermostat, 0-60 °C, 1.5 m capillary, sensor 6.5x73 mm	10750
	TS9520.54 Adjustable capillary thermostat, 0-90 °C, 1.5 m capillary, IP 40	10772
	TS9520.53R Adjustable capillary thermostat, 0-300°C, 2 m capillary INOX, IP 40	11514
	TS9520.56 Adjustable capillary thermostat, -35/+35 °C, 1.5 m capillary	11279
	TS95H10.58 Immersion limiter, 100 °C, 2 contacts	10803
	TS9530.52 Double encased immersion thermostat, 0-60/30-120 °C	10782
	TS95H30.63 Encased adjustable immersion thermostat, 0-90 °C, limit fix 100 °C, sensors 6.5x100 mm	10771
	TPSRM1-1000 /Pt1000 Encased immersion therm., adj. 0-90 °C, limit. 100 °C fix with Pt1000 sensor w. 4 m cable	14105
	TPSRM1-1000 /Pt1000 Encased Thermostat, adj. 0-90 °C, limit. 100 °C fix with Pt1000 sensor fitted w. 4m cable, incl. 4x1,5 mm <sup>2</sup> cable, the fourth conductor for heating element circuit breaker trip coil	17734
	TS9501.54 Room thermostat, stainless-steel sensor, -35/+35 °C, IP 55	10804
	Heat conducting paste, 2 g	6754
Danfoss encased thermostats		Code
	KP78 Encased thermostat, 30-90 °C temperature range, 5-15 °C difference, 2 m capillary, IP 30	060L118466 12274

Adjustable thermostats, liquid filled						Code
	<i>model</i>	<i>range</i>	<i>adjustment</i>	<i>capillary</i>	<i>contacts</i>	
  	95A040R21	0 - 40 °C	knob	1 m	SPST	10925
	95B040R07	0 - 40 °C	knob	1.5 m	SPDT	11225
	95B090R27	0 - 90 °C	knob	2 m	SPDT	11020
	95B090R25	0 - 90 °C	knob	1 m	SPDT	10922
	95B090R23	0-90 °C	knob	0.6 m	SPDT	10739
	95A090R20	0 - 90 °C	knob	1 m	SPST	10924
	95B120R09	0 - 120 °C	knob	1 m	SPDT	10735
	95B120R10	0 - 120 °C	knob	1.5 m	SPDT	10933
	95B286I02	-25 to 275 °C	knob	1.5 m inox	SPDT	10734
	95B300I05	0 - 300 °C	knob	2 m inox	SPDT	10934
	95A095R01	50 - 95 °C (ATMOS)	knob	1 m	SPST	10736
	95B090R24	0 - 90 °C	screwdr.	1 m	SPDT	10940
	95A090R22	0 - 90 °C	screwdr.	1 m	SPST	11078
	95B090R26	0 - 90 °C	screwdr.	1.5 m	SPDT	10780
	95A090R21	90 °C	fixed	1 m	SPST	10882
	5285-0-204-3	2 levels, 39-78 °C, 46-85 °C	knob	1 m	SPDT	4462
95A070R06	30-70 °C gold-plated contacts	screwdr.	1 m	SPST	10737	
721.3328.00A	40 - 90 °C (2+-1 °C)	knob	1 m	SPDT	3391	
High limit thermostats, adjustable						Code
	<i>model</i>	<i>range</i>	<i>reset</i>	<i>capillary</i>	<i>contacts</i>	
  	95H110R10	90 - 110 °C	manual	1 m	SPST	10923
	962.11228.00A	90 - 110 °C	automatic	1 m	SPST	823
	95H060R01	40 - 60 °C	manual	1 m	SPDT	11074
	95H090R02	63 - 90 °C	manual	1,5 m	SPDT	10745
	95H110R12	90 - 110 °C	manual	1 m	SPDT	11159
	95H110R09	90 - 110 °C	manual	1,5 m	SPDT	10740
	95H110R13	90-110 °C gold pl.contacts	manual	1 m	SPDT	11088
High limit thermostats, fixed temperature						Code
	<i>model</i>	<i>range</i>	<i>reset</i>	<i>capillary</i>	<i>contacts</i>	
 	974.99228.01A	100 °C gold pl.contacts	automatic	1 m	SPST	1094
	95H120R01	120 °C	manual	1 m	SPST	10973
	95H140R01	140 °C gold pl.contacts	manual	1 m	SPDT	11153
	95H099R01	99 °C	manual	0.55 m	SPDT	10743

Contact rating: resistance load 16A/250V, 6A/400V, induction load 4A/250V, 1A/400V. For gold-plated contacts 100mV 0.3A DC. EI. protection degree IP 00.

H  
P

S  
O  
L

H  
R  
V

A  
C  
C

E  
H  
E

E  
V

C  
O  
N

B  
P  
C

H  
S  
C






























P  
I





C  
H

F  
A  
L



F  
P  
P

P  
H  
S  
L  
H  
V  
A  
C  
C  
E  
S  
S  
O  
R  
I  
E  
S  
C  
O  
N  
S  
T  
R  
U  
C  
T  
I  
O  
N  
S  
F  
A  
L  
T  
S

Accessories to thermostats		Code
	Convex knob, black, 0-40 °C	1145
	Convex knob, black, 0-90 °C	1472
	Convex knob, black, 0-120 °C	1404
	Convex knob, black, 0-210 °C	2164
	Convex knob, black, limit mark	683
	Convex knob, black, symbolic, TG	752
	Convex knob, white, 0-90 °C	1830
	Convex knob, white, with scale line	879
	Knob frame, black	15
	Knob frame, white	561
	Limiting spring	17
	Limiting screw	16
	Screw for adjustable thermostat	790
Accessories to thermostats, thermometers, pressure gauges		Code
	T-piece set, 1" F/M with 7 x 9 x 45 mm sheath and spring	18650
	T-piece set with union nut 1" F/Fu with 7 x 9 x 45 mm sheath and spring	18651
	Single sheath, 7x9x45 mm, 1/2", brass	14879
	Single sheath, 7x9x60 mm, 1/2", brass	15746
	Single sheath, 7x9x100 mm, 1/2", brass	14880
	Single sheath, 7x9x120 mm, 1/2", brass	15745
	Single sheath, 7x9x160 mm, 1/2", brass	16590
	Single sheath, 7x9x180 mm, 1/2", brass	16591
	Single sheath, 7x9 x 200 mm, 1/2", brass	14881
	Sheath for 3 sensors, 15x17x100 mm, 1/2", brass	15744
	Sheath for 3 sensors, 15x17x130 mm, 1/2", brass	16592
	Sheath for 3 sensors, 15x17x230 mm, 1/2", brass	15743
	Sheath for 4 sensors, 15x17x120 mm, 1/2", brass	14882
	Spring to replace sensor in sheath 14882	9185
	Curly spring to fix sensor in sheath (for sheath for 3 or 4 sensors)	1497
	Capillary spring, small, 1/2", stainless steel	10845
	Capillary spring, small, 1/2", stainless steel, 100 pcs	13563
	Capillary spring, big, 3/4", stainless steel	13557
	Capillary spring, big, 3/4", stainless steel, 100 pcs	13565











Flow switches		Code
	Flow switch FP204-1, 3/4" M, 400 l/h, microswitch with silver contacts	381
	Flow switch FP204-2, 3/4" M, 400 l/h, microswitch with gold-plated contacts	13552
	Flow switch FP214-1, 3/4"x1" M/Fu, 400 l/h, microswitch with silver contacts	382
	Flow switch FP214-2, 3/4"x1" M/Fu, 400 l/h, microswitch with gold-plated contacts	13553
	Flow switch FP224-1, 1"x3/4" Fu/M, 400 l/h, microswitch with silver contacts	383
	Flow switch FP224-2, 1"x3/4" Fu/M, 400 l/h, microswitch with gold-plated contacts	4247
	Flow switch FP25-1, 6/4" M, 700 l/h, microswitch	14843
	Flow switch FP25-2, 6/4" M, 700 l/h, microswitch with gold-plated contacts	14844










Switching current for microswitches with gold-plated contacts is 1-100 mA.

Pressure switches		Code
	Pressure switch - closes at 0.7 bar fixed, 1/4" M fitting, gold-plated contacts, 60V070A01	10927
	Pressure switch - closes at 0.4 bar fixed, 1/4" M	7831
	Pressure switch - closes at 0.5 bar fixed, 1/8" M	11418
KPI Pressure switch, 18bar max. pressure, IP 30, for gases and liquids		Code
	KPI 35 Pressure switch, -0.2 to 8 bar range, 0.4 to 1.5 bar difference, 1/4" M	060-121766 12275
	KPI 35 Pressure switch, -0.2 to 8 bar range, 0.5 to 2 bar difference, 1/4" M	060-121966 12277
	IP55 Cover for KP, KPI thermostats and pressure switches, to increase IP protection from IP30 to IP55	060-062866 12279

H  
P  
S  
O  
L  
H  
R  
V  
A  
C  
C  
E  
H  
E  
E  
V  
C  
O  
N  
B  
P  
C  
H  
S  
C  
P  
I  
C  
H  
F  
A  
L  
F  
P  
P  
59










H  
P  
S  
O  
L  
H  
R  
V  
A  
C  
C  
E  
E  
E  
E  
V  
C  
O  
N  
B  
P  
C  
H  
S  
C  
P  
I  
C  
H  
F  
A  
L  
F  
P  
P  
P  
60

Draft Regulators for solid-fuel boilers		Code
	RT4 - 3/4" Thermostatic draft regulator	13878
	RT4 L - 3/4" Thermostatic draft regulator with longer lever	14743
	RT4 S - 3/4" Thermostatic draft regulator with 90 degree bend lever, 313 mm	14716
	RT4 T - 3/4" Thermostatic draft regulator for boilers with higher casing	14138
Draft Regulators for solid-fuel boilers, electric controlled		Code
	RT3-E Draft regulator, electric controlled	7191
	RT3-E with TP546DT room thermostat	9139
	RT3-E with TP44 weekly room thermostat	9138
Spare parts for Draft Regulators		Code
	Spare knob and piston kit for RT3	8217
	Knob for RT4	13876
	Thermostatic element for RT	5881

<b>Regulus Two-way Thermal Safety Relief Valves</b>		<b>Code</b>	
	DBV2 Insulated Insulated Thermal Safety Relief Valve with 2 independent thermostatic elements – meets the requirements of EN 303-5:2012. Thermostatic elements' sensors are placed in heating water. Connection to a boiler, cooling water and sewer with 3/4" M, 97 °C ± 2 °C opening temperature	16627	
	DBV2 Insulated, in 6/4" F T-piece	16863	
	DBV1 Insulated Insulated Thermal Relief Valve for solid fuel boilers without a cooling heat exchanger, thermostatic element sensor immersed in heating water, connection to boiler, cooling water and sewer with 3/4" M, 97 °C ± 2 °C opening temperature	16912	
	DBV1 Insulated, in 6/4" F T-piece	16913	
<b>Regulus One-way Thermal Relief Valves</b>		<b>Code</b>	
	JBV1 One-way Thermal Relief Valve for solid fuel boilers with a cooling heat exchanger, connection to boiler 1/2" M, connection to both cooling water and sewer 3/4" M, 97 °C ± 2 °C opening temperature, thermostatic element sensor immersed in heating water	8877	
<b>Thermal Safety Relief Valves for solid fuel boilers, EN 303-5:2012 compliant</b>		<b>Opening temperature</b>	<b>Code</b>
	BVTS Thermal Safety Relief Valve, nickel-plated 3/4"F 1.3 m fixed capillary, 140 mm sheath, 1/2" M	97 °C	14713
		95 °C	14477
	BVTS Thermal Safety Relief Valve 3/4"F, 1.3 m fixed capillary, 140 mm sheath, 1/2" M	97 °C	14480
		108 °C	14483
		70 °C	14476
		65 °C	14475
		55 °C	14474
	BVTS Thermal Safety Relief Valve 3/4"F, 1.3 m detachable capillary, 140 mm sheath, 1/2" M	50 °C	14473
		95 °C	14479
		100 °C	14481
	BVTS Thermal Safety Relief Valve 3/4"F, 4 m fixed capillary, 140 mm sheath, 1/2" M	95 °C	14478










BVTS valves are made upon order also with extended sheath.

H  
P  
S  
O  
L  
H  
R  
V  
A  
C  
C  
E  
H  
E  
E  
V  
C  
O  
N  
B  
P  
C  
H  
S  
C  
P  
I  
C  
H  
F  
A  
L  
F  
P  
P









Load Valves in brass, for solid fuel boilers with automatic bypass balancing		Opening temperature	Code
	TSV3B - DN 25, connections 3x 1"F, $K_{vs} = 6.2 \text{ m}^3/\text{h}$	45 °C	11282
		50 °C	15517
		55 °C	11281
		60 °C	15518
		65 °C	10080
		70 °C	15519
	TSV3BF - DN 25, connections 2x 1" F and 6/4" Fu nut, coupler for circulation pump 6/4" F x 1" F + 2 gaskets, $K_{vs} = 6.2 \text{ m}^3/\text{h}$	45 °C	13095
		50 °C	15939
		55 °C	13096
		60 °C	15940
		65 °C	13097
		70 °C	15941
	TSV5B - DN 32, connections 3x 5/4" F, $K_{vs} = 7.0 \text{ m}^3/\text{h}$	45 °C	11806
		50 °C	15520
		55 °C	11807
		60 °C	15521
		65 °C	11808
		70 °C	15522
	TSV6B - DN 40, connections 3x 6/4" F, $K_{vs} = 13.3 \text{ m}^3/\text{h}$	45 °C	12974
		55 °C	12975
		65 °C	12976
	TSV8B - DN 50, connections 3x 2" F, $K_{vs} = 15.8 \text{ m}^3/\text{h}$	45 °C	12977
		55 °C	12978
		65 °C	12979
<b>Special models of TSV valves with outer threads</b>			<b>Code</b>
	TSV3BM - DN 25, connections 3x 1" M, $K_{vs} = 9.8 \text{ m}^3/\text{h}$	45 °C	13977
		55 °C	13978
		65 °C	13979
	TSV3BMF - DN 25, connections 2x 1" M and 1" Fu nut, $K_{vs} = 8.6 \text{ m}^3/\text{h}$	45 °C	13980
		50 °C	18855
		55 °C	13981
	TSV5BMF - DN 32 connections 2x 6/4" M and 5/4" F, $K_{vs} = 7.0 \text{ m}^3/\text{h}$	65 °C	13982
		55 °C	18655
	Hex nipple 6/4"x5/4" F/M incl. gasket	65 °C	18656
			19058

H  
P  
  
S  
O  
L  
  
H  
R  
V  
  
A  
C  
C  
  
E  
H  
E  
  
E  
V  
  
C  
O  
N  
  
B  
P  
C  
  
H  
S  
C  
  
P  
I  
  
C  
H  
  
F  
A  
L  
  
F  
P  
P  
  
62



Load Valves for control of boiler return line temperature, manual bypass balancing		Opening temperature	Code
	TSV3 - for ATMOS boilers - DN 25, connections 3x 1" F, $K_{vs} = 6.2 \text{ m}^3/\text{h}$	65 °C	10347
		72 °C	16029
	TSV5 - for ATMOS boilers - DN 32, connections 3x 5/4" F, $K_{vs} = 7.0 \text{ m}^3/\text{h}$	65 °C	11804
		72 °C	15533
	TSV6 - for ATMOS boilers - DN 40, connections 3x 6/4" F, $K_{vs} = 13.3 \text{ m}^3/\text{h}$	65 °C	11821
		72 °C	16060
	TSV8 - for ATMOS boilers - DN 50, connections 3x 2" F, $K_{vs} = 15.8 \text{ m}^3/\text{h}$	65 °C	11819
		72 °C	16061
Thermal Insulation for Thermostatic Valves			Code
	Thermal insulation for TSV3B thermostatic valve		14979
	Thermal insulation for TSV5B thermostatic valve		14980
	Thermal insulation for TSV6B thermostatic valve		11874
	Thermal insulation for TSV8B thermostatic valve		11875
Thermostatic Elements – spare parts for TSV B valves			Code
	VB24 Thermostatic element with cone for TSV3B, 5B valves, 45 °C		12102
	VB24 Thermostatic element with cone for TSV3B, 5B valves, 50 °C		16095
	VB24 Thermostatic element with cone for TSV3B, 5B valves, 55 °C		12101
	VB24 Thermostatic element with cone for TSV3B, 5B valves, 60 °C		16096
	VB24 Thermostatic element with cone for TSV3B, 5B valves, 65 °C		12100
	VB24 Thermostatic element with cone for TSV3B, 5B valves, 70 °C		16097
	VB35 Thermostatic element with cone for TSV6B, 8B valves, 45 °C		13193
	VB35 Thermostatic element with cone for TSV6B, 8B valves, 55 °C		13194
	VB35 Thermostatic element with cone for TSV6B, 8B valves, 65 °C		13195
Thermostatic Elements – spare parts for TSV valves			Code
	VB24 Thermostatic element for TSV3, 5 valves, 65 °C		16198
	VB24 Thermostatic element for TSV3, 5 valves, 72 °C		16098
	VB35 Thermostatic element for TSV6, 8 valves, 65 °C		16199
	VB35 Thermostatic element for TSV6, 8 valves, 72 °C		16200

H  
P  
  
S  
O  
L  
  
H  
R  
V  
  
A  
C  
C  
  
E  
H  
E  
  
E  
V  
  
C  
O  
N  
  
B  
P  
C  
  
H  
S  
C  
  
P  
I  
  
C  
H  
  
F  
A  
L  
  
F  
P  
P  
  
63

RegulusRGMAT Load Units with AUTOMATIC bypass balancing, 1"		Opening temperature	Code
	RGMAT E W6 KK - DN 32, connections 3x 1" F, fittings with ball valves, TSV5B valve, Wilo PARA 25/6 SC pump, thermometer	55 °C	19015
		65 °C	19016
	RGMAT E W6 - DN 25, connections 3x 1" F, TSV3B valve, Wilo PARA 25/6 SC pump, thermometer, ball shut-off valve for pump	45 °C	18668
		50 °C	18680
		55 °C	18612
		60 °C	18681
		65 °C	18682
	RGMAT E W-PWM - DN 25, connections 3x 1" F, TSV3B valve, Wilo PARA 25/8 iPWM1 pump, thermometer, ball shut-off valve for pump	70 °C	18683
		55 °C	18133
	RGMAT E G70 - DN 25, connections 3x 1" F, TSV3B valve, Grundfos UPM3 25-70 pump, thermometer, ball shut-off valve for pump	65 °C	18131
		45 °C	14925
		50 °C	15910
		55 °C	14926
		60 °C	15911
		65 °C	14927
		70 °C	15912
RegulusRGMAT Load Units with AUTOMATIC bypass balancing, 5/4"		Opening temperature	Code
	RGMAT E W8 5/4 KK - DN 32, connections 3x 5/4" F, fittings with ball valves, TSV5B valve, Wilo PARA 25/8 SC pump, thermometer	55 °C	18654
		65 °C	18657
	RGMAT E G75 5/4 KK - DN 32, connections 3x 5/4" F, fittings with ball valves, TSV5B valve, Grundfos UPM3 25-75 pump, thermometer	55 °C	18985
		65 °C	18986
	RGMAT E W8 5/4 - DN 32, connections 3x 5/4" F, TSV5B valve, Wilo PARA 25/8 SC pump, thermometer	55 °C	18684
		65 °C	18663
	RGMAT E G75 5/4 - DN 32, connections 3x 5/4" F, TSV5B valve, Grundfos UPM3 25-75 pump, thermometer	55 °C	16395
		65 °C	16397

H  
P  
S  
O  
L  
H  
R  
V  
A  
C  
C  
E  
H  
E  
E  
V  
C  
O  
N  
B  
P  
C  
H  
S  
C  
P  
I  
C  
H  
F  
A  
L  
F  
P  
P  
P

RegulusRGMAT Load Units with MANUAL bypass balancing, 1"		Opening temperature	Code
	RGMAT EA W6 - for ATMOS boilers - DN 25, connections 3x 1" F, TSV3 valve, Wilo PARA 25/6 SC pump, thermometer, ball shut-off valve for pump	65 °C	18699
		72 °C	18701
	RGMAT EA G70 - for ATMOS boilers - DN 25, connections 3x 1" F, TSV3 valve, Grundfos UPM3 25-70 pump, thermometer, ball shut-off valve for pump	65 °C	16383
		72 °C	16384
RegulusRGMAT Load Units with MANUAL bypass balancing, 5/4"		Opening temperature	Code
	RGMAT EA W8 5/4 - for ATMOS boilers - DN 32, connections 3x 5/4" F, TSV5 valve, Wilo PARA 25/8 SC pump, thermometer	65 °C	18700
		72 °C	18637
	RGMAT EA G75 5/4 - for ATMOS boilers - DN 32, connections 3x 5/4" F, TSV5 valve, Grundfos UPM3 25-75 pump, thermometer	65 °C	16399
		72 °C	16400
Accessories for RegulusRGMAT Load Units		Connection	Code
	Bypass with float check valve for RegulusRGMAT Load Units	1"	16126
		5/4"	16139
Load Units with float check valve		Opening temperature	Code
	THERMOMAT connections 3x 5/4" F, thermost. element, Grundfos UPM3 pump (delivery head 7 m), thermometer, check valve, ball shut-off valves	55 °C	15046
		65 °C	15047
		72 °C	16244
Thermostatic Elements – spare parts for LK810 ThermoMat			Code
	Thermostatic element for LK810 55 °C Pump Station		15080
	Thermostatic element for LK810 60 °C Pump Station		15081
	Thermostatic element for LK810 65 °C Pump Station		15082
	Thermostatic element for LK810 72 °C Pump Station		16240

*More spare parts can be found in the new Spare Parts Catalogue.*

H  
P

S  
O  
L

H  
R  
V

A  
C  
C

E  
H  
E

E  
V

C  
O  
N

B  
P  
C

H  
S  
C










P  
I

C  
H


F  
A  
L

F  
P  
P





PH  
SOL  
HERV  
ACC  
HEHE  
EV  
CON  
BPC  
HSC  
PI  
CH  
FAL  
FPP  
66

RegulusBIO Load and Heating Combi Units for an easy connection of a boiler, heating system, thermal store, HW storage tank and an expansion vessel		
	<b>for system with thermal store, with integrated controller</b>	<b>Code</b>
	BIO 55 MIX W-PWM 1F TRS6K Insulated Load and Heating Combi Unit - controller, 3-way mixing valve w. actuator ( $K_{vs}=6.3.m^3/h$ ), Wilo PARA 25/8 iPWM1 pumps, TSV3BM 55°C load valve ( $K_{vs}=9.8 m^3/h$ ), ball valves, thermometers, drain valves, connections 1" F.	17499
	<b>for systems with thermal store</b>	<b>Code</b>
	BIO 55 MIX-BP G75 1F Insulated Load and Heating Combi Unit - 3-way mixing valve without actuator ( $K_{vs}=6.3.m^3/h$ ), Grundfos UPM3 25-75 pumps, TSV3BM 55°C load valve ( $K_{vs}=9,8 m^3/h$ ), ball valves, thermometers, drain valves, connections 1" F.	17553
	<b>for systems without thermal store</b>	<b>Code</b>
	BIO 55 G75 1F Insulated Load and Heating Combi Unit - Grundfos UPM3 25-75 pumps, TSV3BM 55°C load valve ( $K_{vs}=9,8 m^3/h$ ), ball valves, thermometers, drain valves, connections 1" F.	17502
<b>Accessories</b>		<b>Code</b>
     	RC CALEON Room Unit with temperature sensor, humidity sensor, touch screen, 4-lead connection to controller (for model with TRS6 K regulator)	17150
	RC CALEON WIFI Room Unit, wifi internet connection, temperature and humidity sensors, touchscreen, for model with TRS6 K regulator, 4-lead connection to controller	18126
	RS 10 Room Temperature Sensor (can be used for model with TRS6 K regulator and hydraulic variants 1 A, B, C)	16167
	Pt1000 for sheath with 4 m cable (for model with TRS6 K regulator)	9109
	MAGNET FILTERBALL 1" F ball valve with filter and magnet	17405
PG 600 S Backup Power Supply with 18 Ah battery 600 W max. inverter output	17135	

## Compact Backup Power Supplies for circulation pumps in solid-fuel boilers

	<b>» with integrated batteries, output in the form of a modified sine wave</b>	<b>Code</b>
	PG 500 Backup Power Supply with integrated batteries, 18 Ah capacity 600 W max. inverter output. Not suitable for electronics and PWM pumps.	16214

## Backup Power Supplies for circulation pumps and boiler-room controllers

      	<b>» with LCD display, output in the form of a smooth sine wave, 600 W max. inverter output</b>	<b>Code</b>
	PG 600 S Backup Power Supply without battery	17035
	PG 600 S Backup Power Supply with 18 Ah battery	17135
	PG 600 S Backup Power Supply with 44 Ah battery	17136
	PG600 S Backup Power Supply with 100 Ah battery	17137

H  
P

S  
O  
L

H  
R  
V

A  
C  
C

E  
H  
E

E  
V

C  
O  
N

B  
P  
C

H  
S  
C



P  
I

C  
H


F  
A  
L

F  
P  
P


H  
P  
  
S  
O  
L  
  
H  
R  
V  
  
A  
C  
C  
  
E  
H  
E  
  
E  
V  
  
C  
O  
N  
  
B  
P  
C  
  
H  
S  
C  
  
P  
I  
  
C  
H  
  
F  
A  
L  
  
F  
P  
P  
  
68

RegulusTOP Single-pipe Pump Stations for unmixed heating circuits, insulated, thermometer			
w. 2 ball valves		Pump	Code
	CSE OTS Insulated Pump Station with pump, 2 ball valves and thermometer. 1" F connection.	Wilo PARA 25/6 SC	18611
		Grundfos UPM3 25-70	15325
w. 2 ball valves, check valve		Pump	Code
	CSE OTS ZV Insulated Pump Station with pump, 2 ball valves, <b>check valve</b> and thermometer. 1" F connection.	Wilo PARA 25/8 SC	17979
		Wilo PARA 25/8 iPWM1	18127
		Grundfos UPM3 25-70	15042
w. 2 ball valves, check valve, filter&magnet		Pump	Code
	CSE OTS MFB+ZV Insulated Pump Station with pump, w. ball valve w. filter&magnet, ball valve w. non-return valve and thermometer. 1" F connection.	Wilo PARA 25/8 SC	17818
		Grundfos UPM3 25-75	17922
RegulusTOP Single-pipe Pump Stations for unmixed heating circuits, uninsulated		Pump	Code
	CS KK Pump, threaded fittings with shut-off ball valves. 1" F connection.	Wilo PARA 25/6 SC	18563


## RegulusTOP Single-pipe Pump Stations for mixed heating circuits, 3-point control actuator

	<b>connection 1"</b>	<b>Pump</b>	<b>Code</b>
	CSE MIX 1F $K_{vs} = 10 \text{ m}^3/\text{h}$ , connection 3 x 1" F	Wilo PARA 25/6 SC	18317
		Wilo PARA 25/8 iPWM1	18128
		Grundfos UPM3 25-70	16401
	CSE MIX 1M $K_{vs} = 6,3 \text{ m}^3/\text{h}$ , connection 2 x 1" M a 1 x 1" F	Wilo PARA 25/6 SC	18730
		Wilo PARA 25/8 SC	17980
		Grundfos UPM3 25-70	15208
	<b>connection 5/4"</b>	<b>Pump</b>	<b>Code</b>
CSE MIX 5/4F $K_{vs} = 16 \text{ m}^3/\text{h}$ , connection 3 x 5/4" F	Wilo PARA 25/8 SC	18524	
	Grundfos UPM3 25-75	16402	


## RegulusTOP Single-pipe Pump Stations for mixed heating circuits, without actuator

	<b>connection 1"</b>	<b>Pump</b>	<b>Code</b>
	CSE MIX-BP 1F $K_{vs} = 10 \text{ m}^3/\text{h}$ , connection 3 x 1" F	Wilo PARA 25/6 SC	18731
		Grundfos UPM3 25-70	18733
	<b>connection 5/4"</b>	<b>Pump</b>	<b>Code</b>
	CSE MIX-BP 5/4F $K_{vs} = 16 \text{ m}^3/\text{h}$ , connection 3 x 5/4" F	Wilo PARA 25/6 SC	18732
		Grundfos UPM3 25-70	18753

## AVC Actuators for mixing valves – 3-point or 0-10 V control






	230 V actuator for mixing valve, incl. 2m cable, 60 s, 5 Nm	10875
	230 V actuator for mixing valve, incl. 2m cable, 120 s, 5 Nm	9193
	230 V actuator for mixing valve, incl. 2m cable, 120 s, 5 Nm, auxiliary microswitch	10878
	230V actuator for mixing valve, incl. 2m cable, 240 s, 5 Nm	10876
	24 V actuator for mixing valve, incl. 2m cable, 120 s, 5 Nm	11118
	24 V actuator with 0-10V mixing valve control, incl. 2m cable, 60-120 s, 5 Nm	14682
	230V actuator incl. 2m cable, 60 s, 5 Nm, for mixing valve, control to fixed temperature, with one Pt1000 sensor	16101
	230V mixing valve actuator, 2m cable, 120 s, 6 Nm, 3 Pt1000 sensors, weather compensated heating system control	16253

## Accessories


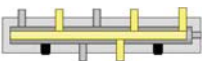


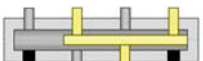













	Kit of a T-piece, 2 unions, 1 ball valve for easy connection of CSE MIX 1" M pump stations to Regulus heating circuit manifolds	16922
	Kit of a T-piece with check valve, 2 unions, 1 ball valve with filter and magnet, for easy connection of CSE MIX 1" M pump stations to Regulus heating circuit manifolds	18330
	T-piece, 1" M/Fu/M, 125 mm pitch, incl. gasket - for easy connection of CSE MIX 1" M pump stations to Regulus heating circuit manifolds	16659
	T-piece, 1" M/Fu/M, 90 mm pitch, incl. gasket - for connection of return line to mixing valve in CSE MIX 1" M pump station	16660
	Union, 1" Fu/M, incl. gasket	15695
	Union, 1" Fu/F, incl. gasket	15694
	Union to connect CSE MIX 1" M to 5/4" manifold – 1"x5/4" Fu/F	17920
	Union with check valve, 1" Fu/F, extended, incl. gasket (for return line of CSE2 pump stations)	18653
	Union, 1" Fu/F, extended, incl. gasket (for supply line of CSE2 pump stations)	18797

H  
P  
  
S  
O  
L  
  
H  
R  
V  
  
A  
C  
C  
  
E  
H  
E  
  
E  
V  
  
C  
O  
N  
  
B  
P  
C  
  
H  
S  
C  
  
P  
I  
  
C  
H  
  
F  
A  
L  
  
F  
P  
P

H  
P  
S  
O  
L  
H  
R  
V  
A  
C  
C  
E  
H  
E  
E  
V  
C  
O  
N  
B  
P  
C  
H  
S  
C  
P  
I  
C  
H  
F  
A  
L  
F  
P  
P  
70

RegulusTOP Twin-line Pump Stations for unmixed heating circuits		Pump	Code
	<b>CSE2 F</b> Insulated pump station - pump, filter w. strainer and magnet, non-return valve under the filter, ball valves, thermometers, connection fittings for a manifold. Connections 1" F, pipe distance 125 mm.	Wilo PARA 25/6 SC	18312
		Wilo PARA 25/8 SC	17936
		Grundfos UPM3 25-75	17487
RegulusTOP Twin-line Pump Stations for mixed heating circuits, with actuator		Pump	Code
	<b>CSE2 MIX F</b> Insulated pump station - 3-way mixing valve ( $K_{vs}=6.3.m^3/h$ ) w. actuator w. 3-point control (230 V, 120 s, 5 Nm), pump, filter with strainer and magnet, non-return valve under the filter, ball valves, thermometers, connection fittings for a manifold. Connections 1" F, pipe distance 125 mm.	Wilo PARA 25/6 SC	18313
		Wilo PARA 25/8 SC	17937
		Grundfos UPM3 25-75	17484
RegulusTOP Twin-line Pump Stations for mixed heating circuits, without actuator		Pump	Code
	<b>CSE2 MIX-BP F</b> Insulated pump station - 3-way mixing valve ( $K_{vs}=6.3.m^3/h$ ) <b>without actuator</b> , pump, filter with strainer and magnet, non-return valve under the filter, ball valves, thermometers, connection fittings for a manifold. Connections 1" F, pipe distance 125 mm.	Wilo PARA 25/6 SC	18314
		Wilo PARA 25/8 SC	17917
		Grundfos UPM3 25-75	18082
AVC Actuators for mixing valves – 3-point or 0-10 V control			Code
	230 V actuator for mixing valve, incl. 2m cable, 60 s, 5 Nm		10875
	230 V actuator for mixing valve, incl. 2m cable, 120 s, 5 Nm		9193
	230 V actuator for mixing valve, incl. 2m cable, 120 s, 5 Nm, auxiliary microswitch		10878
	230V actuator for mixing valve, incl. 2m cable, 240 s, 5 Nm		10876
	24 V actuator for mixing valve, incl. 2m cable, 120 s, 5 Nm		11118
	24 V actuator with 0-10V mixing valve control, incl. 2m cable, 60-120 s, 5 Nm		14682
	230V actuator incl. 2m cable, 60 s, 5 Nm, for mixing valve, integrated control to fixed temperature, with one Pt1000 sensor		16101
	230V mixing valve actuator, 2m cable, 120 s, 6 Nm, 3 Pt1000 sensors, integrated weather compensated heating system control		16253
Accessories			Code
	Filter replacement section for CSE2		19017
	Ball Valve w. drain valve, 1" Fu/F (unions 15695 are needed for connection with CSE2)		17415
	Union, 1" Fu/M, incl. gasket		15695
	Union with check valve, 1" Fu/F, extended, incl. gasket (for return line of CSE2 pump stations)		18653
	Union, 1" Fu/F, extended, incl. gasket (for supply line of CSE2 pump stations)		18797
	Union to connect CSE2 to 5/4" manifold – 1"x5/4" Fu/F		17920



1" Manifolds for heating systems		Code
	HV 60/125 SG-2 Manifold/collector - two 1" heating circuits with outlet for safety assembly, thermal insulation, 3/4" side port, max. flowrate 2 m <sup>3</sup> /h, pipe distance 125 mm	9186
	HV 60/125 SG-3 Manifold/collector - three 1" heating circuits with outlet for safety assembly, thermal insulation, 3/4" side port, max. flowrate 2 m <sup>3</sup> /h, pipe distance 125 mm	9187
	Insulated safety assembly - 0-4 bar manometer, 3 bar air vent and safety valve	9797
	HV 60/125-2 Manifold/collector - two 1" heating circuits with insulation, max. flowrate 2 m <sup>3</sup> /h, pipe distance 125 mm	9507
	HV 60/125-3 Manifold/collector - three 1" heating circuits with insulation, max. flowrate 2 m <sup>3</sup> /h, pipe distance 125 mm	9508
	HV 70/125-4 Manifold/collector - four 1" heating circuits, 5/4" for heat source, 3/4" side outlet, insulation, max. flowrate 3 m <sup>3</sup> /h, pipe distance 125 mm	9509
	HV 70/125-5 Manifold/collector - five 1" heating circuits, 5/4" for heat source, 3/4" side outlet, thermal insulation, max. flowrate 3 m <sup>3</sup> /h, pipe distance 125 mm	9510
	HV 70/125-6 Manifold/collector - six 1" heating circuits, 5/4" for heat source, 3/4" side outlet, thermal insulation, max. flowrate 3 m <sup>3</sup> /h, pipe distance 125 mm	9511
	Wall support for 1" manifold/collector, set of 2	9191
5/4" Manifolds for heating systems		Code
	HV 80/125-2 Manifold/collector - two 5/4" heating circuits (pipe distance 125 mm), 2" for heat source alternatively on the right or left side (incl. plugs for unused outlets), thermal insulation, max. flowrate 7 m <sup>3</sup> /h	15857
	HV 80/125-3 Manifold/collector - three 5/4" heating circuits (pipe distance 125 mm), 2" for heat source alternatively on the right or left side (incl. plugs for unused outlets), thermal insulation, max. flowrate 7 m <sup>3</sup> /h	17230
	Wall support for 5/4" manifold/collector, set of 2	17599
Hydraulic Dynamic Pressure Balancers (HVDT)		Code
	Pressure balancer between primary and secondary circuit - 1" F, max. flow rate 2 m <sup>3</sup> /h incl. threaded fittings	9188
	Pressure balancer between primary and sec. circuit - 5/4" F, max. flow rate 3 m <sup>3</sup> /h incl. threaded fittings	9514
	Pressure balancer between primary and sec. circuit - 2" M, max. flow rate 8 m <sup>3</sup> /h incl. threaded fittings	17598
	Interconnection Kit for HV 80 Manifold/Collector and HVDT 2"	17612
	Wall support for hydraulic pressure balancers code 9188, 9514, set of 2	9190
	Wall support for hydraulic pressure balancers code 17598, set of 2	16133

H  
P

S  
O  
L

H  
R  
V

A  
C  
C

E  
H  
E

E  
V

C  
O  
N

B  
P  
C

H  
S  
C

P  
I

C  
H

F  
A  
L

F  
P  
P

PH

SOL

HRV

ACC

EEE

EV

CON

BPC

HSC

PI

CH

FAL

FPP

Regulus Pump Stations for large boiler rooms		Code
	<p><b>CS2 OTS MFB W 5/4F Pump Station</b>                      Pump Station, 5/4" F, Yonos MAXO pump (max. head 10,7 m, control <math>\Delta p</math>-c / <math>\Delta p</math>-v / I, II, III) and strainer with mesh and magnet. Pipe distance 125 mm.                      Intended for 5/4" manifolds.</p>	17820
	<p><b>CS2 MIX ZV W 5/4F</b>                      Pump Station, 5/4" F, Yonos MAXO pump (max. head 10,7 m, control <math>\Delta p</math>-c / <math>\Delta p</math>-v / I, II, III), 3-way mixing valve (<math>K_{vs} = 16 \text{ m}^3/\text{h}</math>) with actuator w. 3-point control, ball valves. Pipe distance 125 mm.                      Intended for 5/4" manifolds.</p>	17267
	<p><b>CS2 MIX MFB+ZV W 5/4F</b>                      Pump Station, 5/4" F, Yonos MAXO pump (max. head 10,7 m, control <math>\Delta p</math>-c / <math>\Delta p</math>-v / I, II, III), 3-way mixing valve (<math>K_{vs} = 16 \text{ m}^3/\text{h}</math>) with actuator w. 3-point control and strainer with mesh and magnet. Pipe distance 125 mm.                      Intended for 5/4" manifolds.</p>	17819






Pump Stations for DHW recirculation		Code
	<p><b>CSE TV ZV G70 1F</b>                      Insulated 1" Pump Station with UPM3 DHW pump, check valve, thermometer, intended for DHW circuits – for DHW recirculation or DHW heating via a heat exchanger. Pump control I, II, III or PWM-A.</p>	15181
	<p><b>CSE TV ZV G70 3/4F</b>                      Insulated 3/4" F Pump Station with UPM3 DHW pump, check valve, 2 ball valves &amp; thermometer, intended for DHW circuits – for DHW recirculation or DHW heating via a heat exchanger. Pump control I, II, III or PWM-A.</p>	18997
	<p><b>CSE TVMIX ZV G70 3/4M</b>                      Insulated 3/4" M Pump Station with UPM3 DHW pump, thermostatic mixing valve w. check valves and circulation connection kit intended for DHW circuits. Pump control I, II, III or PWM-A.</p>	17893

High-efficiency circulation pumps for drinking water		Code
	<p><b>Wilo Star-Z NOVA</b>, 84-1/2" F, 1x230 V, no display, ON/OFF control</p>	10666
	<p><b>Grundfos COMFORT UP 15-14B PM</b> pump, 80-1/2" F, 1x230 V, no display, ON/OFF control</p>	12194
	<p><b>Grundfos COMFORT UP 15-14BA PM</b> pump, 80-1/2" F, 1x230 V, with display, ON/OFF control and AUTOADAPT</p>	12193
	<p>Connection set for circulation pump (two 1/2" Fu/F ball valves, two 1/2"M hex nipples)</p>	18998

High-efficiency circulation pumps for heating systems, solar thermal systems a geothermal systems		Code
	<p><b>Wilo Varios Pico STG 25/1-8 - 180 - 6/4" M</b>, 230 V, control <math>\Delta p</math>-c / <math>\Delta p</math>-v / I, II, III / PWM GT / PWM ST</p>	18738

High-efficiency circulation pumps for heating systems		Code	
	Wilo Yonos Pico 25/1-4 Pump, 180 - 6/4" M, 230 V, with display showing actual energy consumption, control $\Delta p-c / \Delta p-v / I, II, III$	12130	
	Wilo Yonos Pico 25/1-6 Pump, 180 - 6/4" M, 230 V, with display showing actual energy consumption, control $\Delta p-c / \Delta p-v / I, II, III$	12131	
	Wilo Yonos Pico 25/1-8 Pump, 180 - 6/4" M, 230 V, with display showing actual energy consumption, control $\Delta p-c / \Delta p-v / I, II, III$	18176	
	Wilo Stratos PICO 25/1-4 - 180- 6/4" M, 230 V, with LCD display, incl. insulation, control $\Delta p-c / \Delta p-v / Dynamic Adapt$	10163	
	Wilo Stratos PICO 25/1-6 - 180- 6/4" M, 230 V, with LCD display, incl. insulation, control $\Delta p-c / \Delta p-v / Dynamic Adapt$	10164	
	Wilo Yonos MAXO 25/0,5-10 - 180 - 6/4" M, 230 V, LCD display, control $\Delta p-c / \Delta p-v / I, II, III$	16818	
	Grundfos ALPHA1 L 25-40 180-6/4" M pump, 230 V, no display, control $\Delta p-c / \Delta p-v / I, II, III / PWM-A$	16316	
	Grundfos ALPHA1 L 25-60 180-6/4" M pump, 230 V, no display, control $\Delta p-c / \Delta p-v / I, II, III / PWM-A$	16322	
	Grundfos ALPHA2 25-40 - 180 - 6/4" M pump, 230 V, with display showing actual energy consumption, control $\Delta p-c / \Delta p-v / I, II, III / AUTOADAPT$	12189	
Grundfos ALPHA2 25-60 - 180 - 6/4" M pump, 230 V, with display showing actual energy consumption, control $\Delta p-c / \Delta p-v / I, II, III / AUTOADAPT$	12149		
Pump Unions		Code	
	Union, nickel plated, 6/4"x1" Fu/F incl. gasket	13253	
	Union, 6/4" x 1" Fu/F incl. gasket (1 piece)	5597	
	Union, 6/4"x5/4" Fu/F incl. gasket (1 piece)	16234	
	Union, 2"x5/4" Fu/F incl. gasket (1 piece)	16227	
	Reducing adaptor, 1"x6/4" F/M	15873	
	6/4" NBR gasket	9710	
Ball Valves with Union nut		Connection	Code
	Ball valve with union nut, operated by tool, incl. gasket	6/4"x1" Fu/F	15200
		6/4"x5/4" Fu/F	17835
		6/4" Fu x Cu 22	17293
		6/4" Fu x Cu 28	17295
Ball Valves for circulation pumps		Connection	Code
	Ball valve with union nut, butterfly lever, incl. gasket	1"x3/4" Fu/F	18760
	Ball valve with union nut, butterfly lever, incl. gasket	6/4"x1" Fu/M	17931
	Ball valve with union nut, lever, incl. gasket	6/4" Fu x Cu 22	16448
		6/4" Fu x Cu 28	16673
	Ball valve with union nut and check valve, nickel plated, operated by tool, incl. gasket	6/4"x5/4" Fu/F	16953
		6/4" x 1" Fu/F	14890

H  
P  
  
S  
O  
L  
  
H  
R  
V  
  
A  
C  
C  
  
E  
H  
E  
  
E  
V  
  
C  
O  
N  
  
B  
P  
C  
  
H  
S  
C  
  
P  
I  
  
C  
H  
  
F  
A  
L  
  
F  
P  
P

Ball Valves with strainer & magnet		Connection	Code
	MAGNET FILTERBALL with lever Ball Valve with strainer and magnet (FxF thread) - 0.6 mm mesh, up to 16 bar, -20 to 100 °C	3/4" F	17404
		1" F	17405
		5/4" F	17406
		6/4" F	17407
	MAGNET FILTERBALL with butterfly lever Ball valve w. filter & magnet (inner x inner thread) - 0.6 mm strainer, up to 16 bar, -20 to +100°C	2" F	17408
		3/4" F	18318
1" F	18319		
Ball valves with lever, intended aslo for drinking water		Connection	Code
	Ball valve (F x F threads)	1/2" F	11965
		3/4" F	11966
		1" F	11967
		5/4" F	11968
		6/4" F	11969
		2" F	11970
		2 1/2" F	11971
3" F	11972		
Ball Valves with union nut, nickel-plated		Connection	Code
	Ball Valve (union nut x F thread)	1/2" Fu/F	17410
		3/4" Fu/F	17411
	Ball Valve (union nut x M thread)	1/2" Fu/M	17051
		3/4" Fu/M	17052
Ball Valves with union nut		Connection	Code
	Ball Valve (union nut x F thread)	1" Fu/F	15412
		3/4" Fu/M	17654
	Ball Valve (union nut x M thread)	1" Fu/M	17044
		3/4" Fu/F	17414
	Ball Valve w. drain valve (union nut x F thread)	1" Fu/F	17415
		3/4" Fu/M	17412
	Ball Valve w. drain valve (union nut x M thread)	1" Fu/M	17413
Ball Valve angled (union nut x M thread)		3/4" Fu/M	18198
Drain valves, 110 °C		Connection	Code
	Drain valve, 10 bar, red metal handle	1/2" M	4741
	Drain valve, 16 bar, no handle, with cap	1/2" M	15609








P  
S  
L  
H  
V  
A  
C  
E  
E  
V  
C  
O  
N  
B  
P  
C  
H  
S  
C  
P  
I  
C  
H  
F  
A  
L  
F  
P  
P  
P

Two-way Zone Ball Valves, 2-point control (on/off live and permanent live), 230 V, PN 16, suitable also for drinking water		Code
	VZK 215-230-1P, 1/2" F, DN 15, 230 V, 30 s/90°, $K_{vs} = 8,5 \text{ m}^3/\text{h}$ , NC, auxiliary microswitch	11288
	VZK 220-230-1P, 3/4" F, DN 20, 230 V, 30 s/90°, $K_{vs} = 20 \text{ m}^3/\text{h}$ , NC, auxiliary microswitch	10344
	VZK 225-230-1P, 1" F, DN 25, 230 V, 30 s/90°, $K_{vs} = 30 \text{ m}^3/\text{h}$ , NC, auxiliary microswitch	11289
Two-way Zone Valves, return spring, on/off live, switched live, 230 V, PN 10		Code
  	SF-15-2-M1, 1/2", female, DN 15, 230 V, auxiliary microswitch, NC	3349
	SF-20-2, 3/4", female, DN 20, 230V, NC	575
	SF-20-2-E, 3/4", male, DN 20, 230V, NC	5784
	SF-20-2-M1, 3/4", female, , DN 20, 230V, auxiliary microswitch, NC	579
	SF-25-2, 1", female, DN 25, 230V, NC	603
	SF-25-2-E, 1", male, DN 25, 230V, NC	3989
	SF-25-2-M1, 1", female, , DN 25, 230V, auxiliary microswitch, NC	614
	SF-25-2-M1, 1", female, DN 25, 230V, auxiliary microswitch, NO	4773
Two-way Zone Gate Valves, on/off live and permanent live, 230 V, PN 10		Code
  	LK 525 Cu 22, DN 20, 230 V, 12 s/90°, with actuator and cable, $K_{vs} = 11 \text{ m}^3/\text{h}$ , NC	14896
	LK 525 Cu 28, DN 25, 230 V, 12 s/90°, with actuator and cable, $K_{vs} = 11 \text{ m}^3/\text{h}$ , NC	14897
	LK 525 1" M, DN 25, 230V, 12 s/90°, with actuator and cable, $K_{vs} = 11 \text{ m}^3/\text{h}$ , NO	12874
	LK 525 5/4" M, DN 32, 230V, 12 s/90°, with actuator and cable, $K_{vs} = 11 \text{ m}^3/\text{h}$ , NO	12875
	LK 525 1" M, DN 25, 230V, 12 s/90°, with actuator and cable, $K_{vs} = 11 \text{ m}^3/\text{h}$ , NC	16283
	LK 525 5/4" M, DN 32, 230V, 12 s/90°, with actuator and cable, $K_{vs} = 11 \text{ m}^3/\text{h}$ , NC	16284
Accessories to Valves with on/off live and permanent live el. connection		Code
	IP44 protected box with 2A fuse, to power supply valves with on/off live and permanent live el. connection (VZK and LK zone valves)	11685

NC - normally closed - with no control voltage (on/off live) the valve is closed  
 NO - normally open - with no control voltage (on/off live) the valve is open

H  
P  
  
S  
O  
L  
  
H  
R  
V  
  
A  
C  
C  
  
E  
H  
E  
  
E  
V  
  
C  
O  
N  
  
B  
P  
C  
  
H  
S  
C  
  
P  
I  
  
C  
H  
  
F  
A  
L  
  
F  
P  
P

PH  
SOL  
HERV  
ACC  
EHE  
EV  
CON  
BPC  
HSC  
PI  
CH  
FAL  
FPP

Two-way Zone Solenoid Valves, on/off live, 230 V and 24 V		
	<b>EV251B solenoid valves with 230V coil, terminal, NBR membrane, 0-10 bar, for open and sealed systems</b>	<b>Code</b>
	EV251B 10B Solenoid valve, 3/8" F, DN 10, NC	032U538031 12264
	EV251B 12B Solenoid valve, 1/2" F, DN 15, NC	032U538131 11054
	EV251B 18B Solenoid valve, 3/4" F, DN 20, NC	032U538231 11055
	EV251B 22B Solenoid valve, 1" F, DN 25, NC	032U538331 11056
	<b>EV220 B valve bodies, EPDM membrane, 0.1-20 bar, indirect control, for open systems</b>	<b>Code</b>
	EV220B NC valve body, 3/8" F, DN 10	032U1241 12265
	EV220B NC valve body, 1/2" F, DN 15	032U1251 12266
	<b>EV220 B valve bodies, EPDM membrane, 0.3-16 bar, indirect control</b>	<b>Code</b>
	EV220B NC valve body, 1/2" F, DN 15	032U7115 12267
	EV220B NC valve body, 3/4" F, DN 20	032U7120 12268
	<b>Clip-on coils for EV valves</b>	<b>Code</b>
	BB 230AS Solenoid coil, 230 VAC	018F7351 12269
	BB 024AS Solenoid coil, 24 VAC	018F7358 12270
	Terminal for BB coil, IP 65	042N0156 12271
3-way Zone Ball Valves, manual control, PN 16, 110 °C, suitable also for drinking water		
	VZK M 325 L 3/4F - 3/4" F, DN 25, $K_{vs}=13,1 \text{ m}^3/\text{h}$ , manual control, L-bore	18862
	VZK M 325 L 1F - 1" F, DN 25, $K_{vs}=14,3 \text{ m}^3/\text{h}$ , manual control, L-bore	18860
	VZK M 325 L 5/4F - 5/4" F, DN 25, $K_{vs}=14,3 \text{ m}^3/\text{h}$ , manual control, L-bore	18864
	VZK M 325 L 6/4M - 6/4" M*, DN 25, $K_{vs}=14,3 \text{ m}^3/\text{h}$ , manual control, L-bore	19002
	VZK M 325 T 3/4F - 3/4" F, DN 25, $K_{vs}=13,1 \text{ m}^3/\text{h}$ , manual control, T-bore	18866
	VZK M 325 T 1F - 1" F, DN 25, $K_{vs}=14,3 \text{ m}^3/\text{h}$ , manual control, T-bore	18865
	VZK M 325 T 5/4F - 5/4" F, DN 25, $K_{vs}=14,3 \text{ m}^3/\text{h}$ , manual control, T-bore	18867
	VZK M 325 T 6/4M - 6/4" M*, DN 25, $K_{vs}=14,3 \text{ m}^3/\text{h}$ , manual control, T-bore	19004
	<b>Actuators for VZK Ball Valves, bidirectional, 230 V</b>	<b>Code</b>
	230V actuator for ball valve, incl. 2m cable, 15 s, 5 Nm, 2-point control (ON/OFF live and permanent live), incl. adapter for connecting to VZK M valves.	17176
	230V actuator for ball valve, incl. 2m cable, 60 s, 5 Nm, 2-point control (ON/OFF live and permanent live), incl. adapter for connecting to VZK M valves.	14093
	230V actuator for ball valve, incl. 2m cable, 60 s, 5 Nm, 3-point control (1 live closes, 1 live opens), incl. adapter for connecting to VZK M valves	18626
	Adapter for connecting actuators for AVC mixing valves to VZK M valves	14094

\* pump fittings on page 73 can be used to connect 6/4 "M valves

3-way Zone Ball Valves, bidirectional actuator, 2-point control (on/off live and permanent live), 230 V, PN 16, 110 °C, suitable also for drinking water		Code
	VZK R 325-230-1P-60 L, 3/4" F, DN 25, 230 V, 60 s/90°, $K_{vs}=13,1 \text{ m}^3/\text{h}$ , L-bore	13603
	VZK R 325-230-1P-15 L, 1" F, DN 25, 230 V, 15 s/90°, $K_{vs}=14,3 \text{ m}^3/\text{h}$ , L-bore	19000
	VZK R 325-230-1P-60 L, 1" F, DN 25, 230 V, 60 s/90°, $K_{vs}=14,3 \text{ m}^3/\text{h}$ , L-bore	13604
	VZK R 325-230-1P-60 L, 5/4" F, DN 25, 230 V, 60 s/90°, $K_{vs}= 14,3 \text{ m}^3/\text{h}$ , L-bore	18671
	VZK R 325-230-1P-15 L, 6/4" M*, DN 25, 230 V, 15 s/90°, $K_{vs}= 14,3 \text{ m}^3/\text{h}$ , L-bore	19005
	VZK R 325-230-1P-60 T, 3/4" F, DN 25, 230 V, 60 s/90°, $K_{vs}=13,1 \text{ m}^3/\text{h}$ , T-bore	18673
	VZK R 325-230-1P-15 T, 1" F, DN 25, 230 V, 15 s/90°, $K_{vs}=14,3 \text{ m}^3/\text{h}$ , T-bore	19001
	VZK R 325-230-1P-60 T, 1" F, DN 25, 230 V, 60 s/90°, $K_{vs}=14,3 \text{ m}^3/\text{h}$ , T-bore	18550
	VZK R 325-230-1P-60 T, 5/4" F, DN 25, 230 V, 60 s/90°, $K_{vs}= 14,3 \text{ m}^3/\text{h}$ , T-bore	18676
	VZK R 325-230-1P-15 T, 6/4" M*, DN 25, 230 V, 15 s/90°, $K_{vs}= 14,3 \text{ m}^3/\text{h}$ , T-bore	19006
3-way Zone Ball Valves, bidirectional actuator, 3-point control (1 live closes, 1 live opens), 230 V, PN 16, 110 °C, suitable also for drinking water		Code
	VZK S 325-230-2P-60 L, 3/4" F, DN 25, 230 V, 60 s/90°, $K_{vs}=13,1 \text{ m}^3/\text{h}$ , L-bore	11286
	VZK S 325-230-2P-60 L, 1" F, DN 25, 230 V, 60 s/90°, $K_{vs}=14,3 \text{ m}^3/\text{h}$ , L-bore	11287
	VZK S 325-230-2P-60 T, 3/4" F, DN 25, 230 V, 60 s/90°, $K_{vs}=13,1 \text{ m}^3/\text{h}$ , T-bore	18674
	VZK S 325-230-2P-60 T, 1" F, DN 25, 230 V, 60 s/90°, $K_{vs}=14,3 \text{ m}^3/\text{h}$ , T-bore	18675
On request we produce special configurations of motorized/manual 3-way zone ball valves.		
3-way Zone Ball Valves, opposite location of actuator, 2-point control (on/off live and permanent live), 230 V, PN 16, 110 °C, suitable also for drinking water		Code
	VZK 320-230-1P, 3/4" F, DN 20, 230 V, 64 s/180°, $K_{vs} = 7 \text{ m}^3/\text{h}$ , auxiliary microswitch	11293
	VZK 325-230-1P, 1" F, DN 25, 230 V, 64 s/180°, $K_{vs} = 11 \text{ m}^3/\text{h}$ , auxiliary microswitch	11294
3-way Zone Valves, return spring, on/off live, 230 V and 24 V, PN 10, 110 °C		Code
	SF-15-M1, 1/2", female, DN 15, 230 V, auxiliary microswitch	4170
	SF-20-E, 3/4", male DN 20, 230 V	624
	SF-20-E-M1S, 3/4" M, DN 20, 230 V, auxiliary 2-pole microswitch	6766
	SF-20-M1, 3/4", female, DN 20, 230 V, auxiliary microswitch	958
	SF-20, 3/4", female, DN 20, 24 V	4283
	SF-25, 1", female, DN 25, 230 V	642
	SF-25-E, 1", male, DN 25, 230 V	4223
	SF-25-E-M1, 1", male, DN 25, 230 V, auxiliary microswitch	644
	SF-25-M1, 1", female, DN 25, 230 V, auxiliary microswitch	645
SF-25-M1S, 1", female, DN 25, 230 V, auxiliary 2-pole microswitch	3628	
3-way Zone Gate Valves, 2-point control, on/off live and permanent live, 230 V, PN 10, 80 °C		Code
	LK 525 Cu 22, DN 20, 230 V, 8 s/60°, with actuator and cable, $K_{vs} = 8 \text{ m}^3/\text{h}$	14883
	LK 525 Cu 28, DN 25, 230 V, 8 s/60°, with actuator and cable, $K_{vs} = 8 \text{ m}^3/\text{h}$	14884
	LK 525 1" M, DN 25, 230 V, 8 s/60°, with actuator and cable, $K_{vs} = 8 \text{ m}^3/\text{h}$	11284
	LK 525 5/4" M, DN 32, 230 V, 8 s/60°, with actuator and cable, $K_{vs} = 8 \text{ m}^3/\text{h}$	11285
	Adapter for LK 525 valve, for actuator max. temp. increase to 120 °C	11278
	Sealing O-ring for Cu 28 pipes	13393
Accessories to Valves with on/off live and permanent live el. connection		Code
	IP44 protected box with 2A fuse, to power supply valves with on/off live and permanent live el. connection (VZK and LK zone valves)	11685

\* pump fittings on page 79 can be used to connect 6/4 "M valves

H  
P  
  
S  
O  
L  
  
H  
R  
V  
  
A  
C  
C  
  
E  
H  
E  
  
E  
V  
  
C  
O  
N  
  
B  
P  
C  
  
H  
S  
C  
  
P  
I  
  
C  
H  
  
F  
A  
L  
  
F  
P  
P  
  
77

P  
H  
S  
L  
F  
H  
V  
A  
C  
E  
E  
V  
C  
O  
N  
B  
P  
C  
H  
S  
C  
P  
I  
C  
H  
F  
A  
L  
F  
P  
P  
P

## Brass mixing valves








	<b>LK 840 3-way mixing valves, F connection</b>	<b>Code</b>
	3-way mixing valve, 1/2" F, DN 15, PN10, 110 °C, $K_{vs} = 1.6 \text{ m}^3/\text{h}$ , new generation 2.0	16764
	3-way mixing valve, 1/2" F, DN 15, PN10, 110 °C, $K_{vs} = 2.5 \text{ m}^3/\text{h}$	11489
	3-way mixing valve, 3/4" F, DN 20, PN10, 110 °C, $K_{vs} = 4.0 \text{ m}^3/\text{h}$ , new generation 2.0	16760
	3-way mixing valve, 3/4" F, DN 20, PN10, 110 °C, $K_{vs} = 6.3 \text{ m}^3/\text{h}$ , new generation 2.0	16698
	3-way mixing valve, 1" F, DN 25, PN10, 110 °C, $K_{vs} = 6.3 \text{ m}^3/\text{h}$ , new generation 2.0	16758
	3-way mixing valve, 1" F, DN 25, PN10, 110 °C, $K_{vs} = 10 \text{ m}^3/\text{h}$ , new generation 2.0	16700
	3-way mixing valve, 5/4" F, DN 32, PN10, 110 °C, $K_{vs} = 16 \text{ m}^3/\text{h}$ , new generation 2.0	16693
	3-way mixing valve, 6/4" F, DN 40, PN10, 110 °C, $K_{vs} = 25 \text{ m}^3/\text{h}$ , new generation 2.0	16762
3-way mixing valve, 2" F, DN 50, PN10, 110 °C, $K_{vs} = 40 \text{ m}^3/\text{h}$ , new generation 2.0	16697	
	<b>LK 840 3-way mixing valves, M connection</b>	<b>Code</b>
	3-way mixing valve, 3/4" M, DN 20, PN10, 110 °C, $K_{vs} = 2.5 \text{ m}^3/\text{h}$	14822
	3-way mixing valve, 1" M, DN 25, PN10, 110 °C, $K_{vs} = 4.0 \text{ m}^3/\text{h}$ , new generation 2.0	16768
	3-way mixing valve, 1" M, DN 25, PN10, 110 °C, $K_{vs} = 6.3 \text{ m}^3/\text{h}$ , new generation 2.0	16695
	3-way mixing valve, 5/4" M, DN 32, PN10, 110 °C, $K_{vs} = 12 \text{ m}^3/\text{h}$ , new generation 2.0	18784
	3-way mixing valve, 6/4" M, DN 40, PN10, 110 °C, $K_{vs} = 15 \text{ m}^3/\text{h}$	14827
3-way mixing valve, 2" M, DN 50, PN10, 110 °C, $K_{vs} = 24 \text{ m}^3/\text{h}$	14828	
	<b>LK 840 3-way mixing valves, for copper pipes</b>	<b>Code</b>
	3-way mixing valve, Cu 15, PN10, 110 °C, $K_{vs} = 2.5 \text{ m}^3/\text{h}$	15771
	3-way mixing valve, Cu 18, PN10, 110 °C, $K_{vs} = 2.5 \text{ m}^3/\text{h}$	15772
	3-way mixing valve, Cu 22, PN10, 110 °C, $K_{vs} = 2.5 \text{ m}^3/\text{h}$	15773
	3-way mixing valve, Cu 22, PN10, 110 °C, $K_{vs} = 6.3 \text{ m}^3/\text{h}$	15774
	3-way mixing valve, Cu 28, PN10, 110 °C, $K_{vs} = 4.0 \text{ m}^3/\text{h}$	15775
3-way mixing valve, Cu 28, PN10, 110 °C, $K_{vs} = 6.3 \text{ m}^3/\text{h}$	15776	
	<b>LK 841 4-way mixing valves, F connection</b>	<b>Code</b>
	4-way mixing valve, 1/2" F, DN 15, PN10, 110 °C, $K_{vs} = 2.5 \text{ m}^3/\text{h}$	14859
	4-way mixing valve, 3/4" F, DN 20, PN10, 110 °C, $K_{vs} = 4.0 \text{ m}^3/\text{h}$	14864
	4-way mixing valve, 3/4" F, DN 20, PN10, 110 °C, $K_{vs} = 6.3 \text{ m}^3/\text{h}$ , new generation 2.0	16780
	4-way mixing valve, 1" F, DN 25, PN10, 110 °C, $K_{vs} = 10 \text{ m}^3/\text{h}$ , new generation 2.0	16694
	4-way mixing valve, 5/4" F, DN 32, PN10, 110 °C, $K_{vs} = 16 \text{ m}^3/\text{h}$ , new generation 2.0	16699
	4-way mixing valve, 6/4" F, DN 40, PN10, 110 °C, $K_{vs} = 24 \text{ m}^3/\text{h}$	12664
	4-way mixing valve, 2" F, DN 50, PN10, 110 °C, $K_{vs} = 40 \text{ m}^3/\text{h}$	12665
	<b>LK 841 4-way mixing valves, M connection</b>	<b>Code</b>
	4-way mixing valve, 3/4" M, DN 20, PN10, 110 °C, $K_{vs} = 2.5 \text{ m}^3/\text{h}$	14829
	4-way mixing valve, 1" M, DN 25, PN10, 110 °C, $K_{vs} = 4.0 \text{ m}^3/\text{h}$	14830
	4-way mixing valve, 1" M, DN 25, PN10, 110 °C, $K_{vs} = 6.3 \text{ m}^3/\text{h}$ , new generation 2.0	16777
	4-way mixing valve, 5/4" M, DN 32, PN10, 110 °C, $K_{vs} = 8.0 \text{ m}^3/\text{h}$	14832
	4-way mixing valve, 5/4" M, DN 32, PN10, 110 °C, $K_{vs} = 12 \text{ m}^3/\text{h}$	14833
4-way mixing valve, 6/4" M, DN 40, PN10, 110 °C, $K_{vs} = 15 \text{ m}^3/\text{h}$	14834	
	<b>LK 841 4-way mixing valves, for copper pipes</b>	<b>Code</b>
	4-way mixing valve, Cu 15, PN10, 110 °C, $K_{vs} = 2.5 \text{ m}^3/\text{h}$	15777
	4-way mixing valve, Cu 18, PN10, 110 °C, $K_{vs} = 2.5 \text{ m}^3/\text{h}$	15778
	4-way mixing valve, Cu 22, PN10, 110 °C, $K_{vs} = 2.5 \text{ m}^3/\text{h}$	15779
	4-way mixing valve, Cu 28, PN10, 110 °C, $K_{vs} = 4.0 \text{ m}^3/\text{h}$	15780
4-way mixing valve, Cu 28, PN10, 110 °C, $K_{vs} = 6.3 \text{ m}^3/\text{h}$ , new generation 2.0	16789	















AVC Actuators for mixing valves – 3-point control (1 live closes, 1 live opens)		Code
	230 V actuator for mixing valve, incl. 2m cable, 60 s, 5 Nm	10875
	230 V actuator for mixing valve, incl. 2m cable, 120 s, 5 Nm	9193
	230 V actuator for mixing valve, incl. 2m cable, 120 s, 5 Nm, auxiliary microswitch	10878
	230V actuator for mixing valve, incl. 2m cable, 240 s, 5 Nm	10876
	24 V actuator for mixing valve, incl. 2m cable, 120 s, 5 Nm	11118
	24 V actuator with 0-10V mixing valve control, incl. 2m cable, 60-120 s, 5 Nm	14682
	24 V actuator with 0-10V mixing valve control, incl. 2m cable, 60-120 s, 10 Nm	10873
ACC Actuators for mixing valves, control to fixed temperature		Code
	230V actuator incl. 2m cable, 60 s, 5 Nm, for mixing valve, integrated control to fixed temperature, with one Pt1000 sensor	16101
	230V actuator incl. 2m cable, 60 s, 5 Nm, for mixing valve, integrated control to fixed temperature, with two Pt1000 sensors, differential thermostat – suitable to control constant return temperature for solid fuel boilers and to switch off a circulator when boiler extinguishes	16102
	T1 Temperature Sensor with 1m cable – Pt1000 for fixed temperature actuators	16149
	T2 Temperature Sensor with 3m cable – Pt1000 for fixed temperature actuators	16150
AHC actuators for mixing valves with weather compensation		Code
	230V mixing valve actuator, 2m cable, 120 s, 6 Nm, 3 Pt1000 sensors, weather compensated heating system control	16253
	RCD2 Room Unit for AHC40 actuator	16973
Mixing valves - kits		Code
	3-way mixing valve, 1" F, DN 25, with 230V actuator, 120 s, $K_{vs}=10 \text{ m}^3/\text{h}$	13230
	3-way mixing valve, 1" F, DN 25, with 230V actuator, 120 s, $K_{vs}=10 \text{ m}^3/\text{h}$ and CS KK W6 pump station	18895
Fittings for mixing valves		Code
	T-piece, 1" M/Fu/M, 125 mm pitch, incl. gasket - for easy connection of CSE MIX 1" M pump stations to Regulus heating circuit manifolds	16659
	T-piece, 1" M/Fu/M - 90 mm pitch, incl. gasket - for connection of return line to mixing valve in CSE MIX 1" M pump station	16660
	Union, 1" Fu/M (union nut x M), incl. gasket	15695
	Union, 1" Fu/F (union nut x F), incl. gasket	15694
Insulation for LK Mixing Valves		Code
	Insulation for LK 840 3-way valve, 1/2" and 3/4" M and F, 1" M	14981
	Insulation for LK 840 3-way valve, 1" F, 5/4" M and F, 6/4" M	14982
	Insulation for LK 841 1/2" and 3/4" M and F, 1" M	14983
	Insulation for LK 841 1" F, 5/4" M and F, 6/4" M	14984

H  
P  
  
S  
O  
L  
  
H  
E  
R  
V  
  
A  
C  
C  
  
E  
H  
E  
  
E  
V  
  
C  
O  
N  
  
B  
P  
C  
  
H  
S  
C  
  
P  
I  
  
C  
H  
  
F  
A  
L  
  
F  
P  
P  
  
79

H  
P  
S  
O  
L  
H  
R  
V  
A  
C  
C  
E  
E  
E  
E  
V  
C  
O  
N  
B  
P  
C  
H  
S  
C  
P  
I  
C  
H  
F  
A  
L  
F  
P  
P  
P

Regulus Wmix Anti-Scald Valves, side outlet		
	<b>Knob adjustable, no check valves</b>	<b>Code</b>
	Anti-Scald Valve TVmix, 35-65 °C, 1/2" M, DN 15, $K_{vs}=1,3 \text{ m}^3/\text{h}$	14508
	Anti-Scald Valve TVmix, 35-65 °C, 3/4" M, DN 20, $K_{vs}=1,6 \text{ m}^3/\text{h}$	14509
	Anti-Scald Valve TVmix, 35-65 °C, 1" M, DN 25, $K_{vs}=1,8 \text{ m}^3/\text{h}$	14510
	Anti-Scald Valve TVmix, 35-65 °C, 1/2" F, DN 15, $K_{vs}=1,6 \text{ m}^3/\text{h}$	14511
	Anti-Scald Valve TVmix, 35-65 °C, 3/4" F, DN 20, $K_{vs}=1,8 \text{ m}^3/\text{h}$	14512
	Anti-Scald Valve TVmix, 35-65 °C, Cu 15x1, $K_{vs}=1,3 \text{ m}^3/\text{h}$	14513
	Anti-Scald Valve TVmix, 35-65 °C, Cu 22x1, $K_{vs}=1,8 \text{ m}^3/\text{h}$	14515
	<b>Knob adjustable, with check valves</b>	<b>Code</b>
	Anti-Scald Valve TVmix, 35-65 °C, 1/2" M, DN 15, $K_{vs}=1,2 \text{ m}^3/\text{h}$ , check valve	14903
	Anti-Scald Valve TVmix, 35-65 °C, 3/4" M, DN 20, $K_{vs}=1,3 \text{ m}^3/\text{h}$ , check valve	14904
		<b>Knob adjustable, with check valves and recirculation connection kit</b>
Anti-Scald Valve TVmix, 35-65 °C, 3/4" M, DN 20, $K_{vs}=1,6 \text{ m}^3/\text{h}$ , check valve, recirculation		17602
	<b>Thermostatic Element</b>	<b>Code</b>
	Thermostatic Element 35-65 °C - spare element for TVmix	14738
<b>Thermostatic Mixing Valves for DHW, side outlet</b>		
	LK 550-22 Thermostatic Valve for DHW, 38-65 °C, Cu 22x1 connection, $K_{vs}=2.2 \text{ m}^3/\text{h}$ , incl. 1 cold-water check valve and pipe fittings	10303
	Check valve to be incorporated into TERMOMIX (only if connected to Cu 22x1 pipe)	10591
	LK 550-1/2 Thermostatic valve for DHW, 38-65 °C, 1/2", DN 15, $K_{vs}=1.2 \text{ m}^3/\text{h}$	10874
	LK 550-3/4 Thermostatic valve for DHW, 38-65 °C, 3/4", DN 20, $K_{vs}=2.2 \text{ m}^3/\text{h}$	11057
	Check valve for integration into LK550-3/4 (only if 3/4" thread is used)	11058
<b>Regulus Wmix Anti-Scald Valves, outlet in the middle</b>		
	<b>Knob adjustable, no check valves</b>	<b>Code</b>
	Anti-Scald Valve Wmix-K S20, 30-65 °C, 3/4" M, DN 20, $K_{vs}=0.9 \text{ m}^3/\text{h}$	12023
	Anti-Scald Valve Wmix-K S25, 30-65 °C, 1" M, DN 25, $K_{vs}=1.0 \text{ m}^3/\text{h}$	12020
	Anti-Scald Valve Wmix-K S32, 30-65 °C, 5/4" M, DN 32, $K_{vs}=4.0 \text{ m}^3/\text{h}$	12025
	<b>Knob adjustable, with check valves and strainers</b>	<b>Code</b>
	Anti-Scald Valve Wmix-K S20, 30-65 °C, 3/4" M, DN 20, $K_{vs}=0.9 \text{ m}^3/\text{h}$ incl. 3 threaded fittings and 1/2" M inlet check valves with strainer	11663
Anti-Scald Valve Wmix-K S25, 30-65 °C, 1" M, DN 25, $K_{vs}=1.0 \text{ m}^3/\text{h}$ incl. 3 threaded fittings and 3/4" M inlet check valves with strainer	11664	
Anti-Scald Valve Wmix-K 32, 30-65 °C, 5/4" M, DN 32, $K_{vs}=4.0 \text{ m}^3/\text{h}$ incl. 3 threaded fittings and 1" M inlet check valves with strainer	11674	
<b>Anti-Scald Valves, outlet in the middle</b>		
	MT52HC -Anti-Scald Valve, high flow, 20-70 °C, 5/4" M, DN 32, $K_{vs}=6.1 \text{ m}^3/\text{h}$	7079

Thermostatic Heads		Connection	Code
	TH 01 B Thermostatic Head	M30x1,5	17105
	TH 03 B Thermostatic Head	M30x1,5	17106
	TH 01 C Thermostatic Head	M30x1,5	15269
	TH 02 BC Thermostatic Head	M30x1,5	15270
Radiator Valves		Connection	Code
	Radiator H shut off valve for bottom connection of radiator with 1/2" inner thread, straight, connection of pipes by compression fittings.	1/2" x 3/4"	18058
	Radiator H shut off valve for bottom connection of radiator with 1/2" inner thread, angled, connection of pipes by compression fittings.	1/2" x 3/4"	18059
	Compression fitting for ALPEX	16 x 3/4"	18060
	Compression fitting for PEX	16 x 3/4"	18061
	Compression fitting for Cu	15 x 3/4"	18062
Euroconus thread		Connection	Code
	Radiator valve for thermostatic head, for radiator inlet, - straight, Euroconus thread	1/2"	17110
	Radiator valve for thermostatic head, for radiator inlet, - angled, Euroconus thread	1/2"	17111
	Lockshield valve (for return line) - straight, Euroconus thread	1/2"	17112
	Lockshield valve (for return line) - angled, Euroconus thread	1/2"	17113
Female thread		Connection	Code
	Radiator valve for thermostatic head, for radiator inlet, - straight, female thread	3/8" F	17099
		1/2" F	16471
		3/4" F	16472
		1" F	17108
	Radiator valve for thermostatic head, for radiator inlet, - angled, female thread	3/8" F	17100
		1/2" F	16473
		3/4" F	16474
		1" F	17109
	Lockshield valve (for return line) - straight, female thread	3/8" F	17101
		1/2" F	16479
		3/4" F	16480
	Lockshield valve (for return line) - angled, female thread	3/8" F	17102
		1/2" F	16481
		3/4" F	16482

H  
P

S  
O  
L

H  
R  
V

A  
C  
C

E  
H  
E

E  
V

C  
O  
N

B  
P  
C

H  
S  
C






P  
I






C  
H

F  
A  
L

F  
P  
P

H  
P  
S  
O  
L  
H  
R  
V  
A  
C  
C  
E  
H  
E  
E  
V  
C  
O  
N  
B  
P  
C  
H  
S  
C  
P  
I  
C  
H  
F  
A  
L  
F  
P  
P  
P

Safety valves for heating systems 110 °C max.					
	<b>F/F connections</b>		<b>Opening presure</b>	<b>Code</b>	
	Safety valve, 1/2" F		1,5 bar	11891	
			2 bar	11892	
			2,5 bar	11897	
			3 bar	605	
			4 bar	11901	
			6 bar	11903	
	Safety valve, 3/4" F		1,5 bar	15383	
			2 bar	15384	
			2,5 bar	15385	
			3 bar	15386	
			4 bar	15387	
			6 bar	15388	
	Safety valve, 1" F		2,5 bar	15396	
			3 bar	15397	
		4 bar	15398		
		6 bar	15399		
	<b>M/F connections</b>		<b>Opening presure</b>	<b>Code</b>	
	Safety valve, 1/2" M/F		1,5 bar	13063	
			2 bar	11894	
			2,5 bar	923	
			3 bar	791	
			4 bar	11902	
			6 bar	11904	
	Safety valve, 3/4" M/F		7 bar	17849	
			8 bar	18284	
			10 bar	17853	
			1,5 bar	15389	
			2 bar	15390	
			2,5 bar	15391	
			3 bar	15392	
			4 bar	15393	
		6 bar	15394		
	7 bar	17850			
	8 bar	18286			
	10 bar	17854			
	<b>F/F connections, reducer</b>		<b>Opening presure</b>	<b>Code</b>	
	Safety valve, 1/2"x3/4" F		2,5 bar	15375	
			3 bar	15376	
			4 bar	15377	
	Safety valve, 3/4"x1" F		6 bar	15378	
			2,5 bar	11896	
			3 bar	11898	
	Safety valve, 1"x5/4" F		4 bar	15395	
			6 bar	11905	
			3 bar	15120	
			4 bar	15121	
			6 bar	15122	
			10 bar	15366	
		<b>M/F connections, reducer</b>		<b>Opening presure</b>	<b>Code</b>
		Safety valve, 1/2"x3/4" M/F		2,5 bar	15379
			3 bar	15380	
			4 bar	15381	
			6 bar	15382	
	<b>Drain tundishes for safety valve outlet</b>		<b>Connection</b>	<b>Code</b>	
	Tundish (F x F thread) - not intended for drinking water		1/2" F	14062	
			3/4" F	14063	
			1" F	14064	
			5/4" F	14065	

Safety Assemblies		PV Opening pressure	Code
	Insulated Safety Assembly – safety valve, air vent valve, 0-4 bar pressure gauge - union nut connection 1" Fu, 1/2" F safety valve	2 bar	15090
		3 bar	15306
Air vent valves, 110 °C, 10 bar		Connection	Code
	Automatic air vent valve with check valve OV1, top outlet	1/2" M	5373
		3/8" M	5601
	Automatic air vent valve with check valve OV, top outlet	1/2" M	11722
		3/8" M	11721
	Automatic air vent valve with check valve, plastic rotary side outlet	1/2" M	11726
		3/8" M	11725
	Air vent valve, automatic with check valve - brass side outlet	1/2" M	18511
		1/2" M	11724
Automatic air vent valve with check valve, side inlet, top outlet	1/2" M	11724	
	3/8" M	11723	
Check valves, 120 °C, 25 bar		Connection	Code
	Check valve (female thread)	1/2" F	11907
		3/4" F	11908
		1" F	11906
		5/4" F	11909
Pressure reducing valve		Connection	Code
	Pressure reducing valve 1 to 4 bar, inlet 15 bar max.	1/2" F	660
	Pressure reducing valve 1 to 4 bar, inlet 15 bar max.	3/4" F	661
	Pressure reducing valve 0,5 to 6 bar, inlet 25 bar max.	1" F	15086
Filters		Connection	Code
	FILTERMAG PK Filter with magnet incl. ball valves, suitable for gas boilers	3/4" M/Fu	18215
	Filter with magnet	1" M	17610
	Ball Valve with union nut, to connect filter	1" Fu/F	15412

H  
P  
  
S  
O  
L  
  
H  
R  
V  
  
A  
C  
C  
  
E  
H  
E  
  
E  
V  
  
C  
O  
N  
  
B  
P  
C  
  
H  
S  
C  
  
P  
I  
  
C  
H  
  
F  
A  
L  
  
F  
P  
P

PH  
SOL  
HERV  
ACC  
EHE  
EV  
CON  
BPC  
HSC  
PI  
CH  
FAL  
FPP

Brass Fittings with cylindric threads and enlarged sealing area		Code	
	Hex nipple (male thread)	3/8" M	6972
		1/2" M	6971
		3/4" M	6970
		1" M	6969
		5/4" M	6973
		6/4" M	7627
	Reducing adaptor hex nipple (outer x outer threads)	1/2"x3/8" M	6968
		3/4"x1/2" M	6965
		1"x3/4" M	6967
		5/4"x3/4" M	8270
		5/4"x1" M	6966
		6/4"x1" M	8766
	Extension (female x male thread), 20 mm long	3/4" F/M	14304
		1" F/M	14305
	Extension (female x male thread), 19 mm long	1/2"x1/4" M/F	16169
		3/4"x1/2" M/F	6964
	Reducing hex adaptor (outer x inner threads)	1"x1/2" M/F	14307
		1"x3/4" M/F	14306
		5/4"x1/2" M/F	8564
		5/4"x1" M/F	13395
		6/4"x1" M/F	7882
		6/4"x5/4" M/F	15820
	Reducing hex adaptor (male x female thread) – non hex	6/4"x1" M/F	15873
		3/4"x1/2" F/M	9151
		1"x3/4" F/M	13366
	Reducing adaptor (female x male thread)	6/4"x1" F/M	14494
		1/2" M	15175
		3/4" M	15176
	T-piece (male thread)	1" M	15177
		3/4"x1/2"x3/4" M	15178
		1"x3/4"x1" M	15179
	Reducing T-piece (male thread)	1/2" F	3206
		3/4" F	7180
		1" F	15184
	T-piece (female thread)	6/4" F	8757
		6/4"x3/4"x6/4" F	15996
		3/8" M	7956
	Plug with gasket (asbestos-free)	1/2" M	7634
		3/4" M	7954
		1" M	7691
	Plug	5/4" M	14948
		6/4" M	7881
		1" F	15805
	Union flat sealing (F x F) incl. gasket	5/4" F	15822
		6/4"x1" Fu/F	15200
	Ball valve with union nut, incl. gasket	6/4"x5/4" Fu/F	17835
		6/4"x1" Fu/F	13253
	Union, nickel plated, incl. gasket	6/4"x1" Fu/F	5597
		6/4"x5/4" Fu/F	16234
		2"x5/4" Fu/F	16227

Unions for pump stations and valves		Code	
	Union (union nut x M) incl. gasket	3/4" Fu/M	15693
		1" Fu/M	15695
		3/4" Fu/F	15692
	Union (union nut x F) incl. gasket	1" Fu/F	15694
		1"x5/4" Fu/F	17920
		5/4"x1" Fu/F	15795
	Union with check valve, extended (union nut x inner thread), incl. gasket	1" Fu/F	18653
	Union, extended (union nut x inner thread), incl. gasket (to be used together with 18653)	1" Fu/F	18797
	Set of unions (union nut x F) - 3 pcs, incl. gaskets	5/4"x1" Fu/F	12699
	T-piece, 1" M/Fu/M, 125 mm pitch, incl. gasket - for connection of CSE MIX 1" M to manifolds		16659
T-piece, 1" M/Fu/M, 90 mm pitch, incl. gasket - for connection of return line in CSE MIX 1" M		16660	
Brass Hex Nipples, cylindrical x conical threads, enlarged sealing surface area (for gas and water)		Code	
	Hex nipple (outer cylindrical thread w. enlarged sealing area x outer conical thread)	1/2" M	15596
		3/4" M	15597
		1" M	15598
	Reducing hex nipple (outer cylindrical thread with enlarged sealing area x outer conical thread)	1/2"x3/8" M	15599
		3/4"x1/2" M	15600
		1"x3/4" M	15601
Compression Fittings for copper pipes		Code	
	Compression ring	Cu 22	7330
		Cu 28	13393
	Pipe insert	Cu 22 (x 0,8 max)	12923
		Cu 28 (x 1 max)	15900
	Straight Compression Fitting	Cu 18	17794
		Cu 22	7629
		Cu 28	13394
	Compression fitting adaptor, straight (with enlarged sealing area at the M thread)	Cu 18 x 1/2" M	17797
		Cu 22 x 3/4" M	13695
		Cu 28 x 1" M	13391
	Ball valve with union nut, incl. gasket	Cu 28 x 5/4" M	17090
		Cu 22 x 6/4" Fu	17293
		Cu 28 x 6/4" Fu	17295
	Elbow compression fitting	Cu 28	16437
	Elbow compression adaptor (with enlarged sealing area at the M thread)	Cu 22 x 3/4" M	13694
		Cu 28 x 1" M	15985
Cu 28 x 5/4" M		17091	
X-piece (with enlarged sealing area at the M thread)	Cu 22 x 3/4" M x 1/2" F x 3/8" F se zátkou	13716	
Blind hex compression fitting	Cu 22	13696	
Fittings to braze on copper pipes		Code	
	Union braze adaptor, incl. gasket	Cu 28 x 5/4" Fu	6765
	Union braze adaptor, incl. gasket - set of 3 pcs	Cu 28 x 5/4" Fu	12700

H  
P

S  
O  
L

H  
R  
V

A  
C  
C

E  
H  
E

E  
V

C  
O  
N

B  
P  
C

H  
S  
C












P  
I

C  
H





F  
A  
L

F  
P  
P

H  
P  
S  
O  
L  
H  
R  
V  
A  
C  
C  
E  
H  
E  
E  
V  
C  
O  
N  
B  
P  
C  
H  
S  
C  
P  
C  
H  
F  
A  
L  
F  
P  
P  
86

SICURFLEX Flexible yellow stainless steel pipes for gas		Code	
	1/2" Sicurflex pipe, DN 12, sold by the meter (30 m max.)	13460	
	1/2" Sicurflex pipe, DN 12, 4m bulk pack	13459	
	1/2" nut with NBR gasket, for gas	13634	
	3/4" Sicurflex pipe, DN 15, sold by the meter (30 m max.)	13462	
	3/4" Sicurflex pipe, DN 15, 4m bulk pack	13461	
	3/4" nut with NBR gasket, for gas	13635	
	1" Sicurflex pipe, DN 20, sold by the meter (30 m max.)	13464	
	1" Sicurflex pipe, DN 20, 4m bulk pack	13463	
	1" nut with NBR gasket, for gas	13636	
	<b>Accessories to Sicurflex</b>		<b>Code</b>
       	Adhesive yellow duct tape - for gas pipes - 15 m	13940	
	Pipe cutter	713	
	1/2", 3/4" clamp - for DN 12 and DN 15 gas pipes	13939	
	1/2", 1" clamp - for DN 12 and DN 20 gas pipes	14088	
	Tube template rammer	3430	
	DN 12 Wall clamp with M8 head, screw and dowel included.	14160	
	DN 15 Wall clamp with M8 head, screw and dowel included.	14161	
	DN 20 Wall clamp with M8 head, screw and dowel included.	14162	
	<b>Gaskets for Sicurflex gas pipes</b>		<b>Code</b>
		NBR gasket for 1/2" nut, for gas	14090
NBR gasket for 3/4" nut, for gas		14091	
NBR gasket for 1" nut, for gas		14092	



SOLARFLEX A - DUO, pre-insulated twinway stainless-steel tubes with cable in EPDM insulation, for solar systems with insulation surface protection only			
	insulation thickness of 13 mm	Code	
	Twinway DN 16 stainless-steel tube, 10 m, incl. 4 nuts with lock rings and rim nipple	9916	
	Twinway DN 16 stainless-steel tube, 15 m, incl. 4 nuts with lock rings and rim nipple	9619	
	Twinway DN 16 stainless-steel tube, 50 m	10564	
	Twinway DN 20 stainless-steel tube, 10 m, incl. 4 nuts with lock rings and rim nipple	9917	
	Twinway DN 20 stainless-steel tube, 15 m, incl. 4 nuts with lock rings and rim nipple	9620	
	Twinway DN 20 stainless-steel tube, 50 m	10565	
SOLARFLEX A - MONO, pre-insulated single stainless-steel pipe in EPDM insulation, for solar systems with insulation surface protection only			
	insulation thickness of 13 mm	Code	
	DN 16 stainless-steel pipe, 10 m, incl. 4 nuts with lock rings and rim nipple	12899	
	DN 16 stainless-steel pipe, 20 m, incl. 4 nuts with lock rings and rim nipple	12900	
	DN 16 stainless-steel pipe, 30 m, incl. 4 nuts with lock rings and rim nipple	12901	
	DN 16 stainless-steel pipe, 50 m	12902	
	DN 20 stainless-steel pipe, 10 m, incl. 4 nuts with lock rings and rim nipple	12903	
	DN 20 stainless-steel pipe, 20 m, incl. 4 nuts with lock rings and rim nipple	12904	
	DN 20 stainless-steel pipe, 30 m, incl. 4 nuts with lock rings and rim nipple	12905	
	DN 20 stainless-steel pipe, 50 m	12906	
	insulation thickness of 19 mm	Code	
	DN 16 stainless-steel pipe, 10 m, incl. 4 nuts with lock rings and rim nipple	12911	
	DN 16 stainless-steel pipe, 20 m, incl. 4 nuts with lock rings and rim nipple	12912	
	DN 16 stainless-steel pipe, 30 m, incl. 4 nuts with lock rings and rim nipple	12913	
	DN 16 stainless-steel pipe, 50 m	12914	
	DN 20 stainless-steel pipe, 10 m, incl. 4 nuts with lock rings and rim nipple	12915	
	DN 20 stainless-steel pipe, 20 m, incl. 4 nuts with lock rings and rim nipple	12916	
	DN 20 stainless-steel pipe, 30 m, incl. 4 nuts with lock rings and rim nipple	12917	
	DN 20 stainless-steel pipe, 50 m	12918	
	Flexible stainless steel tubes (NO INSULATION) for solar appl.		Code
	DN 16 stainless-steel pipe - sold by the meter	14701	
	DN 16 stainless-steel pipe - 5 m	16386	
	DN 16 stainless-steel pipe - 10 m	16387	
	DN 16 stainless-steel pipe - 15 m	16388	
	DN 20 stainless-steel pipe - sold by the meter	14709	
	DN 20 stainless-steel pipe - 5 m	16389	
	DN 20 stainless-steel pipe - 10 m	16390	
	DN 20 stainless-steel pipe - 15 m	16391	
Accessories to SOLARFLEX A stainless steel pipes		Pipe size:	
	Set of 4 nuts, lock rings, gaskets and rim nipple	DN 16	9644
		DN 20	9645
	Lock rings	DN 16	8802
		DN 20	8803
	3/4" nut	DN 16	8799
	1" nut	DN 20	8800
	Rim nipple 3/4" M	DN 16	6970
	Rim nipple 1" M	DN 20	6969
	Wall clamps for twinway stainless-steel pipe – set of 4	DN 16 - 20	9641
	Wall clamps for single stainless-steel pipe – set of 4	DN 16 - 20	12932

H  
P

S  
O  
L

H  
R  
V

A  
C  
C

E  
H  
E

E  
V

C  
O  
N

B  
P  
C

H  
S  
C

P  
I







C  
H

F  
A  
L

F  
P  
P

87










P  
H  
S  
O  
L  
H  
R  
V  
A  
C  
C  
E  
H  
E  
E  
V  
C  
O  
N  
B  
P  
C  
S  
C  
P  
I  
C  
H  
F  
A  
L  
F  
P  
P  
P

KOMBIFLEX Flexible stainless steel tubes for water and solar appl.		Code
	Pipe DN 8 (3/8" nut), 2 m	3713
	3/8" Nut with gasket, nickel-plated brass	769
	Pipe DN 12 (1/2" nut), sold by the meter (30 m max.)	4654
	Pipe DN 12 (1/2" nut), 4 m	3093
	Pipe DN 12 (1/2" nut), 30 m	16959
	1/2" Nut with gasket, nickel-plated brass	770
	Pipe DN 16 (3/4" nut), sold by the meter (30 m max.)	4655
	Pipe DN 16 (3/4" nut), 4 m	3094
	Pipe DN 16 (3/4" nut), 30 m	16960
	3/4" Nut with gasket, nickel-plated brass	771
	Pipe DN 20 (1" nut), sold by the meter (30 m max.)	4656
	Pipe DN 20 (1" nut), 4 m	3267
	Pipe DN 20 (1" nut), 30 m	16961
	1" Nut with gasket, nickel-plated brass	3343
	Pipe DN 25 (5/4" nut), sold by the meter (20 m max.)	3379
	Pipe DN 25 (5/4" nut), 20 m	16962
	Nut with gasket, nickel-plated brass	3344
	<b>Accessories to KOMBIFLEX</b>	
      	Pipe cutter, DN 8 to DN 20	713
	DN 8 and DN 20 clamp (3/8" + 1")	3659
	DN 12 and DN 16 clamp (1/2" + 3/4")	720
	DN 25 clamp (5/4")	7597
	Tube template rammer, DN 8 to DN 20 (3/8" - 1")	3430
	Tube template rammer, DN 25 (5/4")	7596
	Tool case (rammer, cutter, DN12+16, 8+20 clamps, 4x10 nuts - 3/8", 1/2", 3/4", 1")	3834
<b>Asbestos-free gaskets - 2 mm thick</b>		<b>Code</b>
	3/8" AFM34 nut gasket - 8.5x15 mm	5667
	1/2" AFM34 nut gasket - 11.2x18.5 mm	5553
	3/4" AFM34 nut gasket - 15x24 mm	5554
	1" AFM34 nut gasket - 18.5x30 mm	5668
	5/4" AFM34 nut gasket - 25x39 mm	6799
	6/4" AFM34 nut gasket - 34x44 mm	11584
	<b>Teflon gaskets for solar systems - 2 mm</b>	
	3/8" PTFE nut gasket - 8,5 x 15 mm	9976
	1/2" and 1/2" EKO PTFE nut gasket - 11,2 x 18,5 mm	9977
	3/4" PTFE nut gasket - 15 x 24 mm	9978
	1" PTFE nut gasket - 18,5 x 30 mm	9980
	5/4" PTFE nut gasket - 25 x 39 mm	9981











Brass hex nipples with enlarged sealing area for Kombiflex and Sicurflex			Code
	Hex nipple (male thread)	3/8" M	6972
		1/2" M	6971
		3/4" M	6970
		1" M	6969
		5/4" M	6973
		6/4" M	7627
	Reducing adaptor hex nipple (outer x outer threads)	1/2"x3/8" M	6968
		3/4"x1/2" M	6965
		1"x3/4" M	6967
		5/4"x3/4" M	8270
		5/4"x1" M	6966
		6/4"x1" M	8766
	Reducing hex adaptor (outer x inner threads)	6/4"x5/4" M	8767
		3/4"x1/2" M/F	6964
		1"x1/2" M/F	14307
		1"x3/4" M/F	14306
		5/4"x1/2" M/F	8564
		5/4"x1" M/F	13395
	Extension (female x male thread), 20 mm long	6/4"x1" M/F	7882
		6/4"x5/4" M/F	15820
	Extension (female x male thread), 19 mm long	3/4" F/M	14304
	Reducing hex adaptor (female x male thread)	1" F/M	14305
		3/4"x1/2" F/M	9151
	T-piece (male thread)	1"x3/4" F/M	13366
		6/4"x1" F/M	14494
	Reducing T-piece (male thread)	1/2" M	15175
		3/4" M	15176
		1" M	15177
	T-piece (female thread)	3/4"x1/2"x3/4" M	15178
		1"x3/4"x1" M	15179
	T-piece (female thread)	1/2" F	3206
		3/4" F	7180
		1" F	15184
		6/4" F	8757
Brass Hex Nipples, cylindrical x conical thread, enlarged sealing area (for gas and water)			Code
	Hex nipple (outer cylindrical thread w. enlarged sealing area x outer conical thread)	1/2" M	15596
		3/4" M	15597
		1" M	15598
	Reducing hex nipple (outer cylindrical thread with enlarged sealing area x outer conical thread)	1/2"x3/8" M	15599
		3/4"x1/2" M	15600
		1"x3/4" M	15601

H  
P  
S  
O  
L  
H  
R  
V  
A  
C  
C  
E  
E  
E  
V  
C  
O  
N  
B  
P  
C  
H  
S  
C  
P  
I  
C  
H  
F  
A  
L  
F  
P  
P  
89

EPDM insulation for heating and solar systems, resistant to UV radiat., DN<sub>a</sub> shows the insulation hole diam. i.e. max. outer diam. of pipes (mm)

		<b>Insulation, 13 mm thick</b>	<b>packed in cardboard</b>	<b>Code</b>	
		Insulation DN <sub>a</sub> 10	140 m*	6442	
		Insulation DN <sub>a</sub> 13	120 m*	6443	
		Insulation DN <sub>a</sub> 16	136 m*	6444	
			Insulation DN <sub>a</sub> 18 - sold by the meter	30 m	7426
			Insulation DN <sub>a</sub> 22 - sold by the meter	22 m	7473
			Insulation DN <sub>a</sub> 28	78 m*	6447
			Insulation DN <sub>a</sub> 35	58 m*	7187
		<b>Insulation, 19 mm thick</b>	<b>packed in cardboard</b>	<b>Code</b>	
		Insulation DN <sub>a</sub> 15	56 m*	7053	
		Insulation DN <sub>a</sub> 18 - sold by the meter	13 m	7346	
		Insulation DN <sub>a</sub> 18, self-adhesive, cut lengthwise	48 m*	7189	
		Insulation DN <sub>a</sub> 22 - sold by the meter	11 m	7347	
		Insulation DN <sub>a</sub> 22, self-adhesive, cut lengthwise	40 m*	7190	
		Insulation DN <sub>a</sub> 28, sold by the meter	18 m	12155	
		Insulation DN <sub>a</sub> 28, self-adhesive, cut lengthwise	36 m*	9391	
		Insulation DN <sub>a</sub> 35	32 m*	7188	
		Insulation DN <sub>a</sub> 35, self-adhesive, cut lengthwise	32 m*	9392	
	<b>Accessories to insulation</b>			<b>Code</b>	
	Aerotape insulation tape 50 mm x 10 m - 3 mm thick			6450	
	Protape insulation tape 50 mm x 25 m - 0.6 mm thick			7252	
	Insulation roll 1 m wide, 13 mm thick, packing 11 m, sold by 1 sqm			7418	
	Glue 200 g with a brush - 105 °C			12300	
	Glue 250 g with a brush - 150 °C			6452	
	Glue 700 g - 150 °C			6451	

Pipe insulation is available also in 2 m pieces and their multiplications  
Also bigger sizes or board insulation can be supplied upon order.

Boiler cleaning and maintenance		Code
	ALU CLEANER A+B – cleaning of Al combustion chambers in condens. boilers - 10+10 kg	13249
	ALU CLEANER A+B – cleaning of Al combustion chambers in condens. boilers - 1+1 kg	18379
	Metano Therm spray, cleaning of flue gas heat exchangers (400 ml)	1977
	THERMONET bar - soot dissolving agent for solid- and liquid-fuel boilers, 200 g	16633
	ZINKALL spray, for cold zinc-plating (400 ml)	428
SISEAL - thread sealing putty		Code
	S26 Siseal 26 thread sealant, 50 g	931
	S24 Siseal 24 thread sealant, 100 g	436
	S25 Siseal 25 thread sealant, 250 g	520
Sealing yarns		Code
	TWINE SEAL sealing yarn, 175 m, for use up to 240 °C	10293
	Tangit UNI-LOCK sealing yarn, 160 m	5783
Hemp		Code
	Hemp 1000 g De luxe, heavy duty packing	10289
	Kolgas-uni 400 g sealing paste for threaded and flanged connections, for use with hemp or gaskets	10279

H  
P

S  
O  
L

H  
R  
V

A  
C  
C

E  
H  
E

E  
V

C  
O  
N

B  
P  
C

H  
S  
C














P  
I












C  
H

F  
A  
L

F  
P  
P

PH  
SOL  
HERV  
ACC  
EE  
EV  
CON  
BPC  
HSC  
PI  
CH  
FAL  
FP  
P

Cleaning pumps for scale removal from heating systems		Code
	BOSS 22 FI pressure cleaning pump with 4-way valve, for calcareous sediments removal from a heat exchanger or heating circuit. Flow direction can be changed, flow rate max. 56 l/min, 10 m head, 20 l tank volume.	590
	DOS40 V4V pressure cleaning pump with 4-way valve, for calcareous sediments removal from a heat exchanger or heating circuit. Flow direction can be changed, flow rate max. 70 l/min, 10 m head, 25 l tank volume.	7786
	BOSS 5 FI pressure cleaning pump with 4-way valve, for calcareous sediments removal from a heat exchanger or heating circuit. Flow direction can be changed, flow rate max. 18 l/min, 7 m head, 5 l tank volume.	5990
Liquids for cleaning pumps		Code
	Detex PLUS, 10 kg plastic container, for descaling steel+copper	18180
	Detex PLURIMETAL, 10 kg plastic container - for descaling with descaling pumps - for aluminium and stainless steel	18181
	NEUTRAL LIQUID neutralization liquid, 10 kg plastic container, to remove residual acidity	4006
Liquids for heating systems		
<b>Heating system protectors</b>		<b>Code</b>
	BP 100 Plus protective fluid for heating systems (1 l bottle)	18186
	BP 700A protective fluid for heating systems in plastics (1 l bottle)	18184
<b>Heating system cleaners</b>		<b>Code</b>
	BP 400 cleaning fluid for heating systems (1 l bottle)	18183
	BP 300 cleaning fluid for heating systems - for new systems (1 l bottle)	18185
	BP 800 cleaning fluid for heating systems (1 l bottle) - for use with descaling pumps	18948
<b>Sealants for heating systems</b>		<b>Code</b>
	BP STOP LEAK sealing agent for heating circuits, 1 l bottle	14624
	EPOSTIX Two-part epoxy putty, 50 g, for sealing leaks and holes in pipes	10281

Antifreeze fluid for Regulus solar collectors		
 	<b>» SOLARTEN SUPER - fluid based on mono propylene glycol. Extended warranty for Regulus flat plate collectors is valid only when this fluid is used.</b>	<b>Code</b>
	Solarten super, 5 l container	10109
	Solarten super, 10 l container	10110
	Solarten super, 25 l container	10069
	Solarten super, 60 l container	10111
	Solarten super, 200 l barrel	x 10112
 	<b>» SOLARTEN HT is a fluid based on heavy glycols with low freezing point for thermally highly stressed solar thermal systems. It must not be mixed with Solarten Super fluid. Extended warranty for Regulus evacuated-tube collectors is valid only when this fluid is used.</b>	<b>Code</b>
	Solarten HT, 5 l container	14951
	Solarten HT, 10 l container	14095
	Solarten HT, 25 l container	14096
	Solarten HT, 60 l container	14952
	Solarten HT, 200 l barrel	x 14953
Antifreeze fluids for heating and cooling systems, incl. heat pump primary circuits		
 	<b>CONVECT heat R</b> Antifreeze heat transfer fluid with anti-corrosion protection. Concentrated. Dilution ratio/freezing point: 1:2 /-19 °C, 1:2,25/-15 °C, 1:3 /-13 °C (200 l barrel upon order only)	<b>Pack.</b> <b>Code</b> 5 l              11430 25 l             10769 200 l            11493
	<b>Accessories for handling antifreeze fluid</b>	
	    	Refractometer - for measurements of antifreeze fluid properties in solar systems
Manual filling pump to replenish solar thermal systems with solar fluid and fill heating systems with cleaning and protective chemicals		15111
Manual filling pump with 600 ml container and conn. nipples - to fill fluid into solar thermal systems and cleaning/protective chemicals to heating systems		15054
Electric filling pump for filling solar systems from a 25l jerry can, DIN61 connection		9688
Filling push cart for solar systems, 1.1 kW power input. Max. volume flow 60 l/min., max. working pressure 5 bar		9561

x - on order

H  
P

S  
O  
L

H  
R  
V

A  
C  
C

E  
H  
E

E  
V

C  
O  
N

B  
P  
C

H  
S  
C

P  
I

C  
H

F  
A  
L

F  
P  
P

Concentric flue ducts, 60/100 diam., slide-on version, A2-white varnish			Code
	Set of 60/100 horizontal flue pipe + elbow 8222, Al/Fe, pipe length 0.75 m	A20011098	8221
	Set of 60/100 horizontal flue pipe + elbow, pipe length 0.75 m	A20011116	8516
	Set of 60/100 horizontal flue pipe thru wall 0.75 m and terminal, Al/Fe	A20011107	8223
	1 m Extension, Al/Fe	A2007002	7636
	1 m Extension, Al/Al	A20011114	4115
	0.25 m Extension, Al/Fe	A2007000	9594
	0.5 m Extension, Al/Al	A20011113	4116
	0.5 m Extension, Al/Fe	A2007001	1888
	Pipe with inspection hole, 0.33 m long	A2001609	8433
	90° Elbow with upsized flange and inspection hole	A2007065	14311
	90° Elbow with tap holes, flanged	A2001879	7486
	90° Elbow with upsized rotating plastic flange, with tap holes	A20011114	8515
	90° Elbow, Al/Fe	A2001699	7478
	90° Elbow, cast aluminum	A2001844	2078
	90° Elbow, Al/Fe, inspection hole	A2001839	8431
	45° Elbow, Al/Fe	A20011289	9092

PH

SO

HERV

ACC

EE

EV

CON

BPC

SHCC

PI

CH

FAL

FPP



Concentric flue ducts, 60/100 diam., slide-on version, A2-white varnish			Code
	Condensate discharge section, horizontal	A2001142	5429
	Condensate discharge section, vertical	A2001244	4663
	Upsized flange with tap holes and condensate discharge	A20011097	8224
	Upsized rotating plastic flange with tap holes and condensate discharge	A20011113	8460
	Flanged section with tap holes	A2001755	1057
	Boiler coupling, with clamp, tap holes and condensate discharge	A20011127	8225
	Spigot coupling, Al/Al	A2001122	2161
	Clamp and sleeve	A2015017	5911
	Sealing O-ring, diam. 60 mm, 2 lips	A1013176	1851
	Sealing O-ring, diam. 100 mm, 2 lips, grey silicone - intake only	A1015165	6434
	Inner wall sealing collar	A1015078	1081
	Outer wall sealing collar	A1015082	1184
	Termination diam. 60/100, intake/exhaust, conical	A1001504	3217
	Flue terminal, connection 60/100, out 125 mm	A5021000	305
	Flue terminal, connection 60/100, out 100 mm	A5023061	5752
	Chimney reducer 125/100	A5025005	3137

Roof flashings and other common accessories now on the last page.

H  
P

S  
O  
L

H  
R  
V

A  
C  
C

E  
H  
E

E  
V

C  
O  
N

B  
P  
C

H  
S  
C

P  
I

C  
H

F  
A  
L

F  
P  
P

Concentric flue ducts, 80/125 diam., slide-on version, A2-white varnish			Code
	1 m Extension, Al/Fe	A2009018	1698
	0.5 m Extension, Al/Fe	A2009017	7002
	Section with inspection hole, 0.31 m long	A2005149	8434
	90° Elbow	A2005203	5583
	90° Elbow with inspection hole	A2005120	8432
	45° Elbow	A2005019	6007
	Reducing couple, diam. 60/100-80/125, F-M, Al/Al	A2005037	6009
	Sleeve and clamp	A2018010	995
	Flange, diam. 60/100 x 80/125, with tap holes and condensate discharge	A2005006	6006
	Sealing ring, diam. 80, 2 lips, red	A1011905	1448
	Sealing O-ring, diam. 125 mm, 2 lips, grey silicone - intake only	A1018041	6462
	Sealing collar, inner (outer)	A1018027	3776
	Vertical concentric flue terminal, diam. 80/125 mm	A5021001	175
	Vertical concentric flue terminal, diam. 80/125 mm, anti-condensing	A5023183	11795

Roof flashings and other common accessories now on the last page.

H  
P  
S  
L  
H  
V  
A  
C  
C  
E  
E  
V  
C  
O  
N  
B  
P  
C  
H  
S  
C  
P  
I  
C  
H  
F  
A  
L  
F  
P  
P  
96

Twin flue ducts, diam. 80, A2-white varnish			Code
	0.25 m Extension	A2011030	9599
	0.5 m Extension	A2011017	1991
	1 m Extension	A2011004	1990
	2 m Extension	A2011120	8784
	Section with inspection hole, 0.31 m long	A2011666	2008
	Chimney spacer, stainless steel	A1012005	1961
	Chimney bracket, stainless steel	A1012006	2189
	Flue pipe with stainless steel termination, 1 m	A2011008	2100
	Flue pipe with stainless steel term., 1 m, 1.5 mm thick	A2011526	4118
	Flue pipe with stainless steel termination, 0.5 m	A2011026	2099
	Intake pipe with plastic termination, 1 m	A2011012	2101
	90° Elbow	A2011712	2096
	90° Elbow with inspection hole	A2011684	2009
	45° Elbow	A2011131	2095
	T-piece, diam. 80, with condensate discharge - for chimney	A2012053	2191
	Chimney support bracket for T-piece	A5012034	8202
	Reducing piece inner diam. 57 to inner diam. 80	A2011314	7307
	Section with condensate discharge, vertical	A2011082	3691
	Section with condensate discharge, horizontal	A2011198	2197
	Sleeve and clamp	A2011151	2158

H  
P

S  
O  
L

H  
R  
V

A  
C  
C

E  
H  
E

E  
V

C  
O  
N

B  
P  
C

H  
S  
C

P  
I




C  
H

F  
A  
L

F  
P  
P

Twin flue ducts, diam. 80, A2-white varnish			Code
	Twin flue adaptor kit with tap holes, screw connection	A2011097	2098
	Twin flue adaptor kit with upsized rotating flange and tap holes (DAGAS)	A2011040	7474
	Flange diam. 60/100 for indoor air intake x diam. 80 out	A2001108	4679
	Sealing ring, diam. 80, 2 lips, red	A1011905	1448
	Sealing O-ring, diam. 80 mm, 3 lips, for elbows 2095,2096	A1011889	9699
	Inner wall sealing collar	A1011403	1020
	Outer wall sealing collar	A1011408	1021
	Termination, diam. 80, exhaust, stainless steel	A1011902	4754
	Termination, diam. 80, exhaust only	A5023012	8167
	Air/Flue chimney 2x80 mm, diam. 125 mm	A5021002	3777
	1x 80 mm Chimney for exhaust, diam. 125 mm	A5021003	1303
	1x 80 mm Chimney for exhaust, diam. 125 mm, with flashing	A5023158	10502
	Chimney reducer 125/80	A5025004	4113
	Chimney reducer 125/2x80	A5025006	3136

Roof flashings and other common accessories now on the last page.

Single flue ducts, diam. 60, 1.5 mm thick			Code
	A1013027 1 m Extension		2193
	A1013002 90° Elbow		2093
	A1013004 Coupler		1573
	A2013017 Condensate discharge section, horizontal		2198
Single flue ducts, diam. 100, 1,5 mm thick			Code
	A2015006 1 m Extension		2092
	A2015003 0.5 m Extension		2090
	A2015011 90° Elbow		2088
	A2015061 Flange with tap hole		7120
	A1015064 Sealing O-ring, diam. 100 mm, 2 lips		1852
Concentric flue ducts, diam. 60/100, outer pipe plast, inner AL			Code
	BB002002 pipe with plastic conical termination	K	3213
	BB002052 1 m Extension, inner pipe 1.5 mm thick	K	3404
	BB002007 0.5 m Extension		2138
	BB002009 90° Elbow, flanged	K	711
	BB002005 45° Elbow		2021

**K - inner pipe 1.5 mm thick**

H  
P

S  
O  
L

H  
R  
V

A  
C  
C

E  
H  
E

E  
V

C  
O  
N

B  
P  
C

H  
S  
C

P  
I









C  
H

F  
A  
L
















F  
P  
P

H  
P  
S  
O  
L  
H  
R  
V  
A  
C  
C  
E  
H  
E  
E  
V  
C  
O  
N  
B  
P  
C  
H  
S  
C  
P  
I  
C  
H  
F  
A  
L  
F  
P  
P

RegulusFLEX Flexible Flue Gas System for condensing boilers, diam. 80			Code
	RegulusFLEX Flexible PP Flue Pipe, diam. 80 – sold by the meter, with mark every 1 meter	REG16666	16666
	RegulusFLEX Flexible PP Flue Pipe, diam. 80 – 20m	BB011515	16115
	RegulusFLEX Flexible PP Flue Pipe, diam. 80 – 10m	REG17927	17927
	RegulusFLEX Flexible PP Flue Pipe, diam. 80 – sold by the meter (80 m max.)	BB011524	16062
	RegulusFLEX Chimney Kit: chimney cowl 15836, 5 chimney spacers 7419, chimney elbow:	chimney elbow 17229 diam. 80 - 60/100	17243
		chimney elbow 16817 diam. 80 - 80/125	16904
		chimney elbow 11954 diam. 80 - 80	16176
	RegulusFLEX Chimney Kit: chimney cowl 15836, 5 chimney spacers 7419, screw-on elbow and grommet:	chimney elbow 17815 diam. 80 - 80	17887
		chimney elbow 17814 diam. 80 - 60	17886
	RegulusFLEX Chimney Elbow, diam. 80/60 incl. chimney plate with 60/100 transition	A1012248	17229
	RegulusFLEX Chimney Elbow, diam. 80 incl. chimney plate with 80/125 transition	A1012243	16817
	Chimney elbow, diam. 80 + its support bracket	A1012121	11954
	Screw-on Elbow for chimney liners, 80 diam.	BB011895	17815
	Screw-on Elbow for chimney liners, 80 diam., reduction to 60	BB011894	17814
	Chimney door, for diam. 80/125	BB013077	17926
	Chimney door, for diam. 60/100	BB012208	17925
	Chimney door, for diam. 60, 80, 100, 125 mm	A2012233	15849
	Chimney spacer for flexible ducts only	BN011091	7419
	Flue pipe section with round inspection hole	BB011094	11511
	Termination Kit for flexible ducts - 1 socket and 1 flue pipe diam. 80	BB011521	15441
	Chimney Cowl w. chimney plate (35x35 cm) incl. termination kit for flexible duct	A5025058	15836
	Sealing O-ring for RegulusFLEX flexible flue gas system	A10111192	15952
















<b>RegulusFLEX Flexible Flue Gas System for condensing boilers, diam. 60</b>			<b>Code</b>
	RegulusFLEX Flexible PP Flue Pipe – 20m	BB004241	16114
	RegulusFLEX Flexible PP Flue Pipe – sold by the meter (50 m max.)	BB004243	16058
	RegulusFLEX Chimney Kit (chimney cowl, elbow and chimney spacers)	REG16543	16543
	Chimney spacer for flexible ducts only	BN004072	15428
	Termination Kit for flexible ducts - 1 socket and 1 flue pipe	BB004240	15440
	Chimney Cowl w. chimney plate (35x35 cm) incl. termination kit for flexible duct	A5025057	15835
	Sealing O-ring for RegulusFLEX flexible flue gas system	A1013355	15951
	Chimney elbow + its support bracket	A1012120	12108
<b>RegulusFLEX Flexible Flue Gas System for condensing boilers, diam. 100</b>			<b>Code</b>
	RegulusFLEX Flexible PP Flue Pipe – 20m	BB005189	16116
	RegulusFLEX Flexible PP Flue Pipe – sold by the meter (50 m max.)	BB005191	16063
	RegulusFLEX Chimney Kit (chimney cowl, elbow and chimney spacers)	REG16840	16840
	Chimney spacer for flexible ducts only	BN005024	7001
	Termination Kit for flexible ducts - 1 socket and 1 flue pipe	BB005193	15442
	Chimney Cowl w. chimney plate (35x35 cm) incl. termination kit for flexible duct	A5025059	15837
	Sealing O-ring for RegulusFLEX flexible flue gas system	A1015322	15953
	Chimney elbow + its support bracket	A1012145	12409
	Flue pipe section with round inspection hole	BB005129	14988
<b>RegulusFLEX Flexible Flue Gas System for condensing boilers, diam. 125</b>			<b>Code</b>
	RegulusFLEX Flexible PP Flue Pipe – 20m	BB015115	16117
	RegulusFLEX Chimney Kit (chimney cowl, elbow and chimney spacers)	REG16841	16841
	Chimney spacer for flexible ducts only	PPFR60	8869
	Termination Kit for flexible ducts - 1 socket and 1 flue pipe	BB015116	15443
	Chimney Cowl w. chimney plate (35x35 cm) incl. termination kit for flexible duct	A5025060	15838
	Sealing O-ring for RegulusFLEX flexible flue gas system	A1018098	15954
	Chimney elbow + its support bracket	A1012169	14546

H  
P  
  
S  
O  
L  
  
H  
R  
V  
  
A  
C  
C  
  
E  
H  
E  
  
E  
V  
  
C  
O  
N  
  
B  
P  
C  
  
H  
S  
C  
  
P  
I  
  
C  
H  
  
F  
A  
L  
  
F  
P  
P

Flue ducts, diam. 60/100 PP for condensing boilers, inner pipe PP, outer white varnish			Code
	Horizontal flue terminal, 0.86 m, plastic termination	A2008004	4677
	0.25 m Extension	A2008205	9595
	0.5 m Extension	A2008206	9596
	1 m Extension	A2008207	9597
	1.94 m Extension	A2008147	8514
	Section with inspection hole, 0.31m long	A2002162	13835
	90° Elbow with flange	A2002025	6384
	90° Elbow with flange and tap holes, rotating	A2008164	7216
	90° Elbow	A2008163	6653
	90° Elbow with inspection hole	A2008182	12756
	45° Elbow	A2002160	6140
	Flanged section with tap holes	A2002007	4673
	Boiler coupling with tap holes	A2002091	7807
	Inner wall sealing collar	A1015356	1081
	Outer wall sealing collar	A1015358	1184
	Sealing O-ring, diam.100 mm, 2 lips, grey silicone - intake only	A1015165	6434
	Termination diam. 60/100, intake/exhaust, conical	BB002021	14692
	Vertical Concentric Flue Terminal, 60/100, diam. 125 out, black	A5023165	11253
	Vertical Concentric Flue Terminal, 60/100, diam. 125 out, red	A6023165	11254

Roof flashings and other common accessories now on the last page.



Flue ducts, diam. 80/125 PP, for condensing boilers, inner pipe polypropylene, outer white varnish			Code
	Horizontal flue pipe, concentric, plastic termination, 0.9m	A2010012	7003
	0.25 m Extension	A2010038	9598
	0.5 m Extension	A2010057	4675
	1 m Extension	A2010058	7004
	1.93 m Extension	A2010041	8513
	Section with inspection hole	A2006086	11265
	90° Elbow	A2010067	4676
	90° Elbow, with tap holes	A2006108	7649
	90° Elbow, with inspection hole	A2010069	7648
	45° Elbow	A2010068	6432
	Boiler adapter, with tap holes, 60/100 - 80/125	A2006069	7806
	Boiler adapter, with sleeve clamp, 60/100 - 80/125	A2006070	7808
	Flanged adapter, diam. 60/100 - 80/125, with tap holes	A2006010	4678
	Flanged adapter, diam. 80/105 - 80/125, with tap holes	A2006025	7468
	Inner/outer wall sealing collar	A1018112	3776
	Sealing O-ring, diam. 125 mm, 2 lips, with protrusions - intake only	A1018071	10601
	Sealing O-ring, diam.125 mm, 2 lips, grey silicone - intake only	A1018041	6462
	Vertical Concentric Flue Terminal, 80/125, black	A5023166	11255
	Vertical Concentric Flue Terminal, 80/125, red	A6023166	11256

Roof flashings and other common accessories now on the last page.

H  
P  
  
S  
O  
L  
  
H  
R  
V  
  
A  
C  
C  
C  
  
E  
H  
E  
  
E  
V  
  
C  
O  
N  
Z  
  
B  
P  
C  
  
H  
S  
C  
  
P  
I  
  
C  
H  
  
F  
A  
L  
  
F  
P  
P

Coaxial Flue Pipes, diam. 60/100 PP/PP for condensing boilers			Code
	Horizontal flue terminal, plastic termination	BB012106	14613
	0.25 m Extension	BB012092	14609
	0.5 m Extension	BB012009	14610
	1 m Extension	BB012010	14611
	2 m Extension	BB012105	14612
	Section with inspection hole, 0.31m long	BB012107	14616
	90° Elbow	BB012095	14608
	90° Elbow with inspection hole	BB012099	14615
	45° Elbow	BB012097	14607
Flue ducts, diam. 80/125 PP, for condensing boilers			Code
	Horizontal flue pipe, plastic termination	BB013042	14666
	0.5 m Extension	BB013039	14661
	1 m Extension	BB013040	14662
	2 m Extension	BB013041	14663
	Section with inspection hole, 0.31m long	BB013046	17007
	90° Elbow	BB013045	14665
	90° Elbow with inspection hole	BB013043	17008
	45° Elbow	BB013071	14664

PH

COL

HERV

ACC

EE

EV

CON

BPC

HS

PI

CH

FAL

FPP




















Flue ducts, diam. 60, for condensing boilers, polypropylene			Code
	0.5 m Extension	BB004157	8813
	1 m Extension	BB004156	8814
	2 m Extension	BB004155	11251
	0.5 m Extension, UV resistant	BN004157	14561
	1 m Extension, UV resistant	BN004156	14562
	2 m Extension, UV resistant	BN004155	14563
	Chimney T-piece, M-M-F	BB004007	8807
	Plug with condensate trap, for T-piece	BB004010	8811
	Chimney support bracket for T-piece	A5012034	8202
	90° Chimney elbow + its support bracket	A1012120	12108
	90° Elbow	BB004153	8815
	45° Elbow	BB004154	8816
	Reducing piece, diam. 80/60 M/F, PP	BB011084	7470
	Chimney Locking Band, wire	A1013314	15444
	Chimney Spacer, for rigid pipes only	BN004187	15418
	Sealing O-ring, 2 lips, for flexible extension	A1013310	9058
	Sealing ring, diam. 60, 3 blades	A1013020	4671
	Sealing O-ring, diam. 60, 3 lips, with protrusions	A1013184	4672
	Chimney Cowl with 35x35cm chimney plate, incl. locking band, for rigid pipes	A5025063	16127

Roof flashings and other common accessories now on the last page.

H  
P  
  
S  
O  
L  
  
H  
R  
V  
  
A  
C  
C  
C  
  
E  
H  
E  
  
E  
V  
  
C  
O  
N  
  
B  
P  
C  
  
H  
S  
C  
  
P  
I  
  
C  
H  
  
F  
A  
L  
  
F  
P  
P

Flue ducts, diam. 80, for condensing boilers, polypropylene			Code
	Horizontal flue terminal, 1 m, exhaust	BB011017	6144
	Horizontal air intake with termination, 0.94 m	BB011016	6435
	0.11 m Extension	BB011136	7469
	0.25 m Extension	BB011004	9600
	0.5 m Extension	BB011005	4666
	1 m Extension	BB011006	6141
	2 m Extension	BB011061	7885
	0.5m Extension, UV resistant	BN011005	13902
	1m Extension, UV resistant	BN011006	13903
	2m Extension, UV resistant	BN011061	13904
	Flue pipe section with round inspection hole	BB011094	11511
	Chimney T-piece, M-M-F	BB011093	7424
	Plug with condensate trap, for T-piece	A1012064	7425
	Chimney support bracket for T-piece	A5012034	8202
	Chimney T-piece with plug and support bracket	A1012097	11955
	Chimney elbow + its support bracket	A1012121	11954
	90° Chimney elbow + its metal support bracket	A5012123	8201
	Twin flue adaptor, 80/125 in	BB011486	12110
	Twin flue adaptor with sleeve clamp, 60/100 in, O-rings	BB011475	12111
	Twin flue adaptor with tap holes, 60/100 in, O-rings	BB011474	12109
	Flange diam. 60/100-80, with indoor air intake	A2002044	7471
	Boiler flanges, diam. 80, air+flue, set	BB011053	6383

P  
 S  
 L  
 H  
 V  
 A  
 C  
 C  
 E  
 E  
 V  
 C  
 O  
 N  
 B  
 P  
 C  
 H  
 S  
 C  
 P  
 I  
 C  
 H  
 F  
 A  
 L  
 F  
 P  
 P

Flue ducts, diam. 80, for condensing boilers, polypropylene			Code
	90° Elbow	BB011371	6143
	90° Elbow, with tap hole	BB011373	7652
	90° Elbow, with inspection hole	BB011374	12755
	45° Elbow	BB011372	6142
	45° Elbow, with inspection hole	BB011637	17385
	Reducing coupler, diam. 80/60 M/F, l=134 mm	BB011012	7943
	Reducing coupler, diam. 60/80 M/F, asymmetric, for horizontal installation	BB011519	16023
	Chimney spacer	A1012005	1961
	Chimney bracket, stainless steel	A1012006	2189
	Chimney Locking Band, wire	A10111133	15421
	Chimney spacer for rigid pipes only	BN011385	15419
	Inner wall sealing collar	A1011403	1020
	Outer wall sealing collar	A1011408	1021
	Sealing ring, diam. 80, 1 lip	MGN08014	13047
	Sealing O-ring, 3 lips	A1011883	7449
	Sealing ring, diam. 80, 3 lips, with protrusions	A1011501	4668
	Termination, diam. 80, exhaust, stainless steel	A1011902	4754
	Termination, diam. 80, exhaust only	A5023138	14693
	Chimney Cowl with 35x35cm chimney plate, incl. locking band, for rigid pipes	A5025064	16128
	Flue terminal 2x80, outer diam. 125 mm	A5023167	11257
	Flue terminal 1x80, outer diam. 125 mm	A5023168	11258
	1x 80 mm flue terminal, diam. 125 mm, with flashing (50x50xcm)	A5023169	11259

Roof flashings and other common accessories now on the last page.

H  
P

S  
O  
L

H  
R  
V

A  
C  
C

E  
H  
E

E  
V

C  
O  
N

B  
P  
C

H  
S  
C

P  
I

C  
H

F  
A  
L

F  
P  
P

Almeva Flue ducts, diam. 80, for condensing boilers, polypropylene, bulk package			Code
	0.25 m Extension	PBRM08	18706
	0.5 m Extension	PBRM58	13851
	1 m Extension	PBRM18	13852
	2 m Extension	PBRM28	13853
	Section with inspection hole	PBRTD8	18707
	90° Elbow	PBSB98	18711
	45° Elbow	PBSB48	18712
	90° Elbow with inspection hole	PBRB98	18708
	45° Elbow with inspection hole	PBRB98	18709
	90° Chimney elbow + its suPBort bracket	PBTU08	18710
	Support bracket for chimney elbow	ZUAS01	13640
	Round gasket, black, diam. 80, for PPH-A only	ZUMD08	8810
	Chimney spacer (6 segments in pack – no. of segments per diam: 3x 60mm, 4x 80mm, 5x 100mm, 6x 125mm)	PPFR60	8869
	Grate with opening, diam. 80	ZUBL08	8579
	Termin. pipe 80 mm diam., l=500, UV resistant, PPH-A	PPRS58	11302
	Chimney termination, diam. 80 mm	PPSAS8	8555
	Intake termination, black, diam. 80-100 mm	ZUAV52	12120

Roof flashings and other common accessories now on the last page.

Flue ducts, diam. 100 PP, for condensing boilers, polypropylene			Code
	Flue pipe with termination	BB005034	7121
	0.5 m Extension	BB005019	8211
	1 m Extension	BB005020	8212
	1 m Extension, UV resistant	BN005020	15405
	Flue pipe section with round inspection hole	BB005129	14988
	90° Chimney elbow + its support bracket	A1012145	12409
	Chimney T-piece, M-M-F	BB005022	8214
	Plug with condensate trap, for T-piece	BB005077	7005
	Chimney support bracket for T-piece	A5012034	8202
	Chimney Locking Band, wire	A1015294	15422
	Chimney spacer for rigid pipes only	BN005143	15420
	90° Elbow	BB005190	8210
	90° Elbow with inspection hole	BB005073	12472
	45° Elbow	BB005017	8209
	Reducing coupler, diam. 80/100 M/F, l = 120 mm	BB005029	8441
	Reducing coupler, diam. 80/100 M/F, asymmetric, for horizontal installation	BB005195	16034
	Sealing O-ring, 2 lips, for flexible extension	A1015200	9616
	Sealing ring, diam. 100, 3 blades, with protrusions	A1015208	9615
	Chimney Cowl with 35x35cm chimney plate, incl. locking band, for rigid pipes	A5025065	16129
	Vertical Exhaust Flue Terminal, diam. 100, for roof tile with 100 mm opening	A5023177	12410

Roof flashings and other common accessories now on the last page.

H  
P  
  
S  
O  
L  
  
H  
R  
V  
  
A  
C  
C  
  
E  
H  
E  
  
E  
V  
  
C  
O  
N  
Z  
  
B  
P  
C  
  
H  
S  
C  
  
P  
I  
  
C  
H  
  
F  
A  
L  
  
F  
P  
P

Flue ducts, diam. 125 PP, for condensing boilers, polypropylene			Code
	0.5 m Extension	BB015005	9683
	1 m Extension	BB015001	9684
	2 m Extension	BB015014	14547
	1 m Extension, UV resistant	BN015001	15406
	Elbow diam. 125, 45°, PP	BB015006	9672
	Elbow diam. 125, 90°, PP	BB015000	9671
	90° Elbow with inspection hole	BB015037	14553
	90° Elbow incl. chimney support	A1012169	14546
	Chimney T-piece, MMF	BB015018	14548
	T-piece lid for condensate discharge	BB015041	14574
	Chimney support bracket for T-piece	A5012034	8202
	Reducing coupler, diam. 100/125 MF	BB015032	14550
	Reducing coupler, diam. 100/125 M/F, asymmetric, for horizontal installation	BB015118	16035
	Reducing coupler, diam. 125/160 M/F, asymmetric, for horizontal installation	BB016072	16024
	Chimney Locking Band, wire	A1018086	15423
	Sealing O-ring, 2 lips	A1018063	14604
	Sealing O-ring, 3 lips with protrusions	A1018064	14605
	Extension for cascades diam. 125, 45° wye and elbow diam. 100, PP	BB015010	9675
	Insert - adapter diam. 80/100 for cascades, 3-piece set incl. non-return flap, PP	BB005065	9682
	Non return flap, diam. 80, for boiler series	BB011377	14567
	Lid for diam. 125 for cascades, condensate discharge and plug	BB015015	10218
	Chimney Cowl with 35x35cm chimney plate, incl. locking band, for rigid pipes	A5025066	16130

Roof flashings and other common accessories now on the last page.



Cascades diam. 160mm, PP for cond. Boilers			Code
	Extension for cascades $\varnothing$ 160, 45° wye and elbow diam. 100, PP	BB016052	9676
	Insert - adapter diam. 80/100 for cascades, 3-piece set incl. non-return flap, PP	BB005065	9682
	Extension diam. 160, l=1000, PP	BB016001	9686
	Extension diam. 160, l=500, PP	BB016005	9685
	90° elbow, diam. 160 - PP	BB016017	9673
	45° elbow, diam. 160 - PP	BB016018	9674
	Reducing coupler, diam. 125/160 M/F, asymmetric, for horizontal installation	BB016072	16024
	Non return flap, diam. 80, for boiler series	BB011377	14567
	Lid for cascades, diam. 160, condensate discharge and plug	BB016020	10219
	Condensate siphon, with floater, incl. hose	B1003070	9689
	Sealing gasket diam. 160, 2 blades, black - PP	B1016016	12778

H  
P

S  
O  
L

H  
R  
V

A  
C  
C

E  
H  
E

E  
V

C  
O  
N

B  
P  
C

H  
S  
C

P  
I

C  
H

F  
A  
L

F  
P  
P

<b>Cascades diam. 200mm, PP for cond. Boilers</b>			<b>Code</b>
	Extension for cascades ø 200, 45° wye and elbow diam. 100, PP	BB017090	18875
	Insert - adapter diam. 100/100 for cascades, 3-piece set incl. non-return flap, PP	BB005045	18876
	Extension diam. 200, l=2000, PP	BB017125	18872
	90° elbow, diam. 200 - PP	BB017018	18874
	45° elbow, diam. 200 - PP	BB017019	18873
	Lid for cascades, diam. 200, condensate discharge and plug	BB017020	18877
	Condensate siphon, with floater, incl. hose	B1003070	9689

PH

SO  
L

HE  
V

AC  
C

EE  
E

EV

CO  
N

B  
P  
C

HS  
C

P  
I

CH

FA  
L

FP  
P

Stainless-steel outdoor ducts, 80/125 mm, PP for cond.boilers			Code
	Extension diam. 80/125, l = 1000 mm, PPH-A/Inox	APRB18	8641
	Extension diam. 80/125, l = 500 mm, PPH-A/Inox	APRB58	8640
	Extension diam. 80/125, l = 250 mm, PPH-A/Inox	APRB08	8639
	Socket for cut ducts, diam. 80/125	APMKB8	9382
	Joint reinforcing sleeve clamp, diam. 125 (only for loose termination above the roofing where the last pipe cannot be fixed in a wall clamp)	APKLB8	9381
	90° elbow diam. 80/125, PPH-A/Inox with 0.5 m extension	APSBB8	15209
	45° elbow diam. 80/125, PPH-A/Inox	APBB48	8643
	T-piece diam. 80/125 with inspection, PPH-A/Inox	APRTB8	8642
	90° Chimney elbow, diam. 80/125, with aspiration, PPH-A/Inox + its support bracket	APWKB8	8645
	Wall bracket (8645) extension, 50-150 mm	APW1B8	8669
	Wall bracket (8645) extension, 150-235 mm	APW2B8	8670
	Wall bracket (8645) extension, 230-330 mm	APW3B8	8694
	Bracket for pipe 80/125, PPH-A/Inox	APWHB8	8668
	Extension for bracket 8668	APVUBU	8649
	Termination diam. 80/125, PPH-A/Inox, for code 8647	APMSB8	8648
	Chimney diam. 81/125, no termination, PPH-A/Inox	APDA48	8647

H  
P  
S  
O  
L  
H  
R  
V  
A  
C  
C  
E  
H  
E  
E  
V  
C  
O  
N  
B  
P  
C  
H  
S  
C  
P  
I  
C  
H  
F  
A  
L  
F  
P  
P

Various accessories to flue ducts			Code
	Neutralization filter, 3/4", incl. cartridge, PN 8 - to neutralize condensate from condens. boilers up to 100 kW output - flow rate max. 18 l/min., 0.2 bar pressure drop		13899
	Spare cartridge for neutralization filter		13898
	Condensate Neutralization Box – for hose diam. 38 mm, incl. filling		14432
	Condensate Neutralization Box – for hose diam. 38 mm, incl. filling - incl. condensate discharge pump to 3.5m elevation max.		14506
	Neutralization Box Refill		12490
	Plavis 013-C Condensate Pump		16112
	Condensate siphon with ball float	B1003057	6123
	Condensate hose, for T-piece and P-trap, 1.5 m	A1050012	8204
	Silicon paste 250 g	SCIVTU0250	10280
	Chimney door, for diam. 60, 80, 100, 125 mm	A2012233	15849
	Pitched-roof flashing, malleable Al sheet, diam. 125 mm, black, 18°-44°	A5025036	8014
	Pitched-roof flashing, malleable Al sheet, diam. 125 mm, red, 18°-44°	A6025036	10489
	Flat-roof flashing, diam. 125 mm	A5025001	363
	Flange diam. 100 for boiler, upsized, plastic, alone	BB005035	8459
	Gasket for plastic flange, 100 mm diam.	GNE10011	10067
	Gasket for upsized flange, 100 mm diam.	GNE10019	10071
	Gasket for boiler flange, diam. 100 mm	A1015089	783

*For detailed information, ask for our flue duct catalogue.*



# Max. output of heating elements in HW storage tanks and thermal stores

Tank/store type	Number of connections for heating elements	Max. output of 3x230/400V heating element, no thermostat	Max. output of 3x230/400V heating element, with thermostat	Tank/store type	Number of connections for heating elements	Max. output of 3x230/400V heating element, no thermostat	Max. output of 3x230/400V heating element, with thermostat
<b>HW TANKS</b>				<b>THERMAL STORES</b>			
RxBC 200	1 <sup>1)</sup>	6 kW	6 kW	PSWF 300 N+	4	7.5 kW	7.5 kW
RxBC 300	1 <sup>1)</sup>	6 kW	6 kW	PSWF 500 N+	4	7.5 kW	7.5 kW
RxBC 400	1 <sup>1)</sup>	7.5 kW	7.5 kW	PSWF 800 N+	4	9 kW	9 kW
RxBC 500	1 <sup>1)</sup>	9 kW	9 kW	PSWF 1000 N+	4	9 kW	9 kW
RxBC 750	1 <sup>1)</sup>	12 kW	9 kW	PSWF 1500 N+	4	12 kW	9 kW
RxBC 1000	1 <sup>1)</sup>	12 kW	9 kW	PSWF 2000 N+	4	12 kW	9 kW
RxBC 1500	1 <sup>1)</sup>	12 kW	9 kW	PS 600 ES+	2 <sup>2)</sup>	9 kW	9 kW
RxBC 2000	1 <sup>1)</sup>	12 kW	9 kW	PS 900 ES+	2 <sup>2)</sup>	12 kW	9 kW
RxBC 2500	1 <sup>1)</sup>	12 kW	9 kW	PS 1100 ES+	2 <sup>2)</sup>	12 kW	9 kW
RxBC 3000	1 <sup>1)</sup>	12 kW	9 kW	PS 500 E+	3 <sup>2)</sup>	9 kW	9 kW
RBC 200 HP	1 <sup>1)</sup>	6 kW	6 kW	PS 750 E+	3 <sup>2)</sup>	12 kW	9 kW
RBC 300 HP 3.2V	1 <sup>1)</sup>	4.5 kW	4.5 kW	PS 1000 E+	3 <sup>2)</sup>	12 kW	9 kW
RBC 300 HP	1 <sup>1)</sup>	6 kW	6 kW	PS 1100 E+	3 <sup>2)</sup>	12 kW	9 kW
RBC 400 HP	1 <sup>1)</sup>	7.5 kW	7.5 kW	PS 1250 E+	3 <sup>2)</sup>	12 kW	9 kW
RBC 500 HP	1 <sup>1)</sup>	9 kW	9 kW	PS 80 Z	1	7.5 kW	7.5 kW
RBC 750 HP	1 <sup>1)</sup>	12 kW	9 kW	PS 200 N+	7 <sup>2)</sup>	6 kW	6 kW
RBC 1000 HP	0 <sup>1)</sup>	12 kW	9 kW	PS a PS2F 300 N+	7 <sup>2)</sup>	7.5 kW	7.5 kW
RBC 1500 HP	0 <sup>1)</sup>	12 kW	9 kW	PS 400 N+	7 <sup>2)</sup>	7.5 kW	7.5 kW
RxDC 160	1	6 kW	6 kW	PS a PS2F 500 N+	7 <sup>2)</sup>	9 kW	9 kW
RxDC 200	1	6 kW	6 kW	PS 600 N+	7 <sup>2)</sup>	9 kW	9 kW
RxDC 250	1	6 kW	6 kW	PS 700 N+	7 <sup>2)</sup>	9 kW	9 kW
RxDC 300	1 <sup>1)</sup>	6 kW	6 kW	PS a PS2F 800 N+	7 <sup>2)</sup>	12 kW	9 kW
RGC 120 H	1	3 kW	3 kW	PS 900 N+	7 <sup>2)</sup>	12 kW	9 kW
NBC 170 HP	0	0 kW	0 kW	PS a PS2F 1000 N+	7 <sup>2)</sup>	12 kW	9 kW
<b>THERMAL STORES W. DHW</b>				PS 1100 N+	7 <sup>2)</sup>	12 kW	9 kW
DUO 390/130 x	3 <sup>3)</sup>	5 kW	5 kW	PS a PS2F 1500 N+	7 <sup>2)</sup>	12 kW	9 kW
DUO 600/200 x	3 <sup>3)</sup>	5 kW	5 kW	PS a PS2F 2000 N+	7 <sup>2)</sup>	12 kW	9 kW
DUO 750/200 x	3 <sup>3)</sup>	7.5 kW	7.5 kW	PSxx 3000 N25	7 <sup>2)</sup>	12 kW	9 kW
DUO 1000/200 x	3 <sup>3)</sup>	8.2 kW	8.2 kW	PSxx 4000 N25	7 <sup>2)</sup>	12 kW	9 kW
DUO 1700/200 x	3 <sup>3)</sup>	12 kW	9 kW	PSxx 5000 N25	7 <sup>2)</sup>	12 kW	9 kW
HSK 350 K P-B	0	0 kW	0 kW	PS 400 K+	7 <sup>2)</sup>	9 kW	9 kW
HSK 390 x	3 <sup>3)</sup>	6 kW	6 kW	PS 500 K+	7 <sup>2)</sup>	9 kW	9 kW
HSK 600 x	3 <sup>3)</sup>	6 kW	6 kW	PS 600 K+	7 <sup>2)</sup>	9 kW	9 kW
HSK 750 x	3 <sup>3)</sup>	8.2 kW	8.2 kW	PS 700 K+	7 <sup>2)</sup>	12 kW	9 kW
HSK 1000 x	3 <sup>3)</sup>	9 kW	9 kW	PS 900 K+	7 <sup>2)</sup>	12 kW	9 kW
HSK 1700 x	3 <sup>3)</sup>	12 kW	9 kW	PS 1100 K+	7 <sup>2)</sup>	12 kW	9 kW

- <sup>1)</sup> - HW tank can be fitted with a flange with a connection for installation of another heating element - please consult the permissible heating element output with our sales manager.  
<sup>2)</sup> - number of all G 6/4" connections for heat sources connecting  
<sup>3)</sup> - P and PV types have an extra 4th connection for a PV element  
<sup>4)</sup> - all connections are 2.5"; when installing heating element, a reduction is necessary

**Max. output of a 230V heating element w. plastic head is 3 kW for all tanks and stores except for RGC 120 H (2 kW).**

# Heat Pump Sizing

## AIR-TO-WATER, ON/OFF

**DESIGN\* BASED ON:** the energy needed for space and DHW heating heat loss of the building

Heat pump	from	to	from	to
EcoAir 406	- kWh/year	<b>16 000</b> kWh/year	- kW	<b>6</b> kW
EcoAir 408	<b>11 500</b> kWh/year	<b>20 000</b> kWh/year	<b>5</b> kW	<b>8</b> kW
EcoAir 410	<b>18 000</b> kWh/year	<b>31 500</b> kWh/year	<b>7</b> kW	<b>12</b> kW
EcoAir 415	<b>23 500</b> kWh/year	<b>41 500</b> kWh/year	<b>10</b> kW	<b>16</b> kW
EcoAir 420	<b>29 500</b> kWh/year	<b>51 500</b> kWh/year	<b>14</b> kW	<b>20</b> kW

## AIR-TO-WATER, INVERTER

**DESIGN\* BASED ON:** the energy needed for space and DHW heating heat loss of the building

Heat pump	from	to	from	to
EcoAir 510M	- kWh/year	<b>20 000</b> kWh/year	- kW	<b>8</b> kW
EcoAir 614M	- kWh/year	<b>34 000</b> kWh/year	- kW	<b>13</b> kW
EcoAir 622M	<b>16 000</b> kWh/year	<b>51 500</b> kWh/year	<b>6</b> kW	<b>20</b> kW
RTC 6i	- kWh/year	<b>13 000</b> kWh/year	- kW	<b>5</b> kW
RTC 12i	- kWh/year	<b>26 000</b> kWh/year	- kW	<b>10</b> kW

## GROUND-TO-WATER

**DESIGN\* BASED ON:** the energy needed for space and DHW heating heat loss of the building

Heat pump	from	to	from	to
EcoPart/Heat 406	- kWh/year	<b>17 000</b> kWh/year	- kW	<b>7</b> kW
EcoPart/Heat 408	<b>16 500</b> kWh/year	<b>24 500</b> kWh/year	<b>5</b> kW	<b>10</b> kW
EcoPart/Heat 410	<b>20 000</b> kWh/year	<b>30 000</b> kWh/year	<b>7</b> kW	<b>13</b> kW
EcoPart/Heat 412	<b>23 500</b> kWh/year	<b>35 500</b> kWh/year	<b>9</b> kW	<b>15</b> kW
EcoPart 414	<b>29 500</b> kWh/year	<b>43 500</b> kWh/year	<b>12</b> kW	<b>19</b> kW
EcoPart 417	<b>35 500</b> kWh/year	<b>56 500</b> kWh/year	<b>15</b> kW	<b>22</b> kW

## GROUND-TO-WATER, INVERTER

**DESIGN\* BASED ON:** the energy needed for space and DHW heating heat loss of the building

Heat pump	from	to	from	to
EcoPart 612M	- kWh/year	<b>41 500</b> kWh/year	- kW	<b>16</b> kW
EcoPart 616M	<b>10 000</b> kWh/year	<b>54 000</b> kWh/year	<b>4</b> kW	<b>21</b> kW

In all cases we also consider DHW heating for 4 people with a consumption of 40 l/person/day. The input data for the heat pump design must be based on a calculation. Energy needs for space and DHW heating can be found in the Energy Performance Certificate of the building, or determined according to EN ISO 13 790 or EN ISO 52 016-1. The heat loss is usually stated in the technical report of the heating design, or it can be determined according to EN 12 831-1.

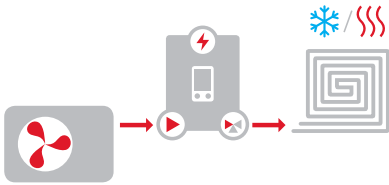
If there is another significant appliance present in the building heated by a heat pump (swimming pool, ventilation...) which is not included in the above calculations, contact us via email [sales@regulus.eu](mailto:sales@regulus.eu)

We offer heat pumps in complete sets with all accessories, including indoor units and multi-energy thermal stores equipped with controllers, thermal stores and hot water storage tanks, or combination thermal stores - HSK and DUO models. For inverter heat pumps which can be installed without increasing the volume of the heating system (thermal store), the installation conditions specified in the instructions must be observed. Our sales representatives will advise you on the design of the heat pump and the selection of accessories.

# Typical hydraulic variants

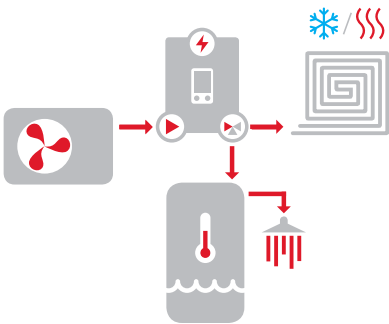
## with Air-to-water Inverter Heat Pumps for heating & cooling

### No hot water storage tank, RegulusBOX



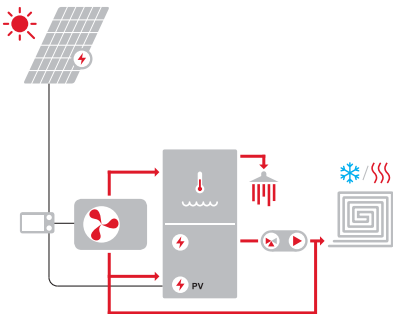
- heat pump for heating & cooling
- RegulusBOX (IR RegulusBOX, electric boiler, circulation pump, 3-way zone valve)
- other boiler room equipment
- permits connecting a hot water storage tank

### Hot water in NBC hot water tank, RegulusBOX



- heat pump for heating & cooling
- hot water storage tank, 170l
- RegulusBOX (IR RegulusBOX, electric boiler, circulation pump, 3-way zone valve)
- other boiler room equipment

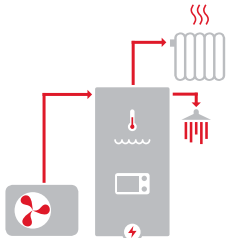
### Hot water in DUO thermal store



- heat pump for heating & cooling
- combination thermal store
- IR 14 smart controller for heat pump operation with PV panels
- electric heating elements
- other boiler room equipment

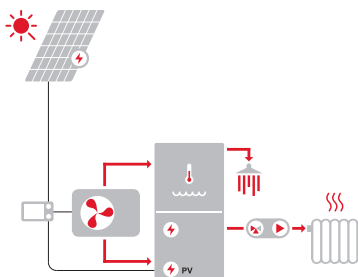
## for heating

### Continuous hot water in EcoZenith thermal store



- heat pump for heating
- multi-energy thermal store  
(thermal store, DHW heat exchanger, smart controller, electric heating elements..)

### Continuous hot water in HSK thermal store



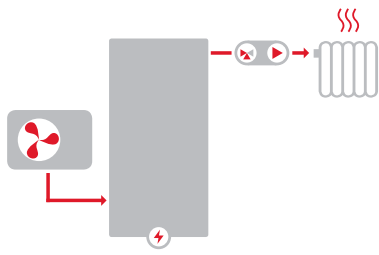
- heat pump for heating
- combination thermal store
- IR 12 smart controller for heat pump operation with PV panels
- electric heating elements
- other boiler room equipment



# Typical hydraulic variants

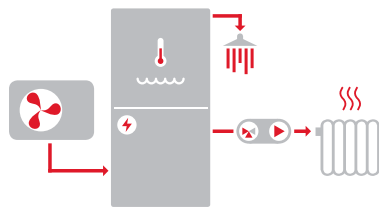
## with Air-to-water On/Off Heat Pumps for heating

### No hot water storage tank



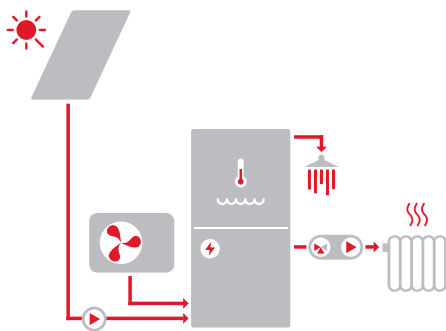
- on/off heat pump for heating
- PS 200 N+ thermal store
- IR 12 smart controller
- electric heating elements
- other boiler room equipment

### Hot water in thermal store (DUO or HSK)



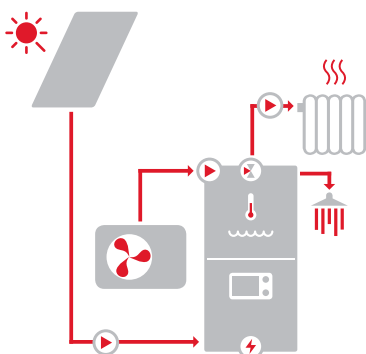
- on/off heat pump for heating
- combination thermal store
- IR 12 smart controller
- electric heating elements
- other boiler room equipment

### Hot water in thermal store (DUO or HSK)+ solar thermal system



- on/off heat pump for heating
- solar thermal system w. two collectors
- combination Thermal Store
- IR 14 smart controller
- electric heating elements
- other boiler room equipment

### Continuous hot water in EcoZenith thermal store



- on/off heat pump for heating
- multi-energy thermal store (thermal store, DHW heat exchanger, smart controller, electric heating elements...)
- other boiler room equipment







**Regulus**

REGULUS spol. s r.o., Czech Republic  
E-mail: [sales@regulus.eu](mailto:sales@regulus.eu)  
Web: [www.regulus.eu](http://www.regulus.eu)